




Common Key Information Memorandum for Equity Schemes

	This product is suitable for investors who are seeking*:
HSBC Equity Fund (HEF) An open-ended diversified Equity Scheme	To create wealth over long term Investment in equity and equity related securities High risk  (Brown)
HSBC India Opportunities Fund (HIOF) An open-ended flexi-cap Equity Scheme	To create wealth over long term Investment in equity and equity related securities across market capitalisations High risk  (Brown)
HSBC Midcap Equity Fund (HMEF) An open-ended diversified Equity Scheme	To create wealth over long term Investment in predominantly mid cap equity and equity related securities High risk  (Brown)
HSBC Progressive Themes Fund (HPTF) An open-ended flexi-theme Equity Scheme	To create wealth over long term Investment in equity and equity related securities, primarily in themes that play an important role in India's economic development High risk  (Brown)
HSBC Dynamic Fund (HDF) An open-ended Scheme	To create wealth over long term Investment in equity and equity related securities and in debt instruments when view on equity markets is negative High risk  (Brown)
HSBC Tax Saver Equity Fund (HTSF) An open-ended Equity Linked Savings Scheme (ELSS)	To create wealth over long term Investment in equity and equity related securities with no capitalisation bias. High risk  (Brown)
HSBC Emerging Markets Fund (HEMF) An open-ended Scheme	To create wealth over long term Investment in equity and equity related securities of Emerging economies High risk  (Brown)
HSBC Unique Opportunities Fund (HUOF) An open-ended Equity Scheme	To create wealth over long term Investment in equity and equity related securities of companies facing "out-of-ordinary" conditions High risk  (Brown)
HSBC Small Cap Fund (HSCF) An open-ended Equity Scheme	To create wealth over long term Investment in predominantly small cap equity and equity related securities High risk  (Brown)
HSBC Brazil Fund (HBF) An open-ended Fund of Funds Scheme	To create wealth over long term Investment in equity and equity related securities through feeder route in Brazilian markets High risk  (Brown)

*Investors should consult their financial advisers if in doubt about whether the product is suitable for them.

Note: Risk may be represented as:

 (BLUE) investors understand that their principal will be at low risk  (YELLOW) investors understand that their principal will be at medium risk  (BROWN) investors understand that their principal will be at high risk

Continuous Offer of Units at NAV based prices

This Common Key Information Memorandum (KIM) sets forth the information, which a prospective investor ought to know before investing. For further details of the Scheme(s) / Mutual Fund, due diligence certificate by the AMC, Key Personnel, investors' rights & services, risk factors, penalties & pending litigations etc. investors should, before investment, refer to the Combined Scheme Information Document, Statement of Additional Information and Addenda thereto available free of cost at any of the Investor Service Centres or distributors or from the website of the AMC, www.assetmanagement.hsbc.com/in. The particulars of the Scheme(s) have been prepared in accordance with the Securities and Exchange Board of India (Mutual Funds) Regulations, 1996, as amended till date and filed with Securities and Exchange Board of India (SEBI). The Units being offered for public subscription have not been approved or disapproved by SEBI nor has SEBI certified the accuracy or adequacy of this KIM.

This Common Key Information Memorandum is dated April 16, 2013.

Sponsor:
HSBC Securities and Capital Markets (India) Private Limited
Regd. Office: 52/60, Mahatma Gandhi Road, Fort,
Mumbai 400 001, India.

Trustee:
Board of Trustees
16, V.N. Road, Fort, Mumbai 400 001.

Asset Management Company:
HSBC Asset Management (India) Private Limited
Regd. & Corp. Office: 16, V. N. Road, Fort,
Mumbai 400 001.

SMS INVEST to 56767

Toll free: 1800 200 2434

Visit: www.assetmanagement.hsbc.com/in

HSBC 
Global Asset Management

COMPARISON BETWEEN THE SCHEMES

Scheme Name	Investment Objective	Asset Allocation Pattern			Product Differentiation	Number of Folios as on 31 March, 2013	AUM as on 31 March, 2013 (Rs. in crores)																
HSBC Equity Fund	To generate long-term capital growth from an actively managed portfolio of equity and equity related securities.	<table><tr><th rowspan="2">Instruments</th><th colspan="2">Indicative Allocation (% of Net Assets)</th><th rowspan="2">Risk Profile</th></tr><tr><th>Minimum</th><th>Maximum</th></tr><tr><td>Equities & Equity related securities</td><td>65%</td><td>100%</td><td>High</td></tr><tr><td>Debt securities & Money Market instruments (including Cash & Cash equivalents)</td><td>0%</td><td>35%</td><td>Low to Medium</td></tr></table> <p>If the Scheme decides to invest in securitised debt, it is the intention of the Investment Manager that such investments will not normally exceed 30% of the corpus of the Scheme and if the Scheme decides to invest in ADRs/GDRs issued by Indian Companies and foreign securities in line with SEBI stipulation, it is the intention of the Investment Manager that such investments will not, normally exceed 30% of the assets of the Scheme. The scheme shall have derivative exposure as per the SEBI Guidelines issued from time to time.</p>	Instruments	Indicative Allocation (% of Net Assets)		Risk Profile	Minimum	Maximum	Equities & Equity related securities	65%	100%	High	Debt securities & Money Market instruments (including Cash & Cash equivalents)	0%	35%	Low to Medium	HEF seeks to invest primarily into large cap Indian equity stocks which makes the Scheme different from other existing open-ended equity Schemes of HSBC Mutual Fund.	53,040	537.43				
Instruments	Indicative Allocation (% of Net Assets)			Risk Profile																			
	Minimum	Maximum																					
Equities & Equity related securities	65%	100%	High																				
Debt securities & Money Market instruments (including Cash & Cash equivalents)	0%	35%	Low to Medium																				
HSBC India Opportunities Fund	To seek long term capital growth through investments across all market capitalisations, including small, mid and large cap stocks. The fund aims to be predominantly invested in equity and equity related securities. However, it could move a significant portion of its assets towards fixed income securities if the fund manager becomes negative on equity markets.	<table><tr><th rowspan="2">Instruments</th><th colspan="2">Indicative Allocation (% of Net Assets)</th><th rowspan="2">Risk Profile</th></tr><tr><th>Minimum</th><th>Maximum</th></tr><tr><td>Equities & Equity related securities</td><td>65%</td><td>100%</td><td>High</td></tr><tr><td>Debt securities & Money Market instruments (including Cash & Cash equivalents)</td><td>0%</td><td>35%</td><td>Low to Medium</td></tr></table> <p>If the Scheme decides to invest in securitised debt, it is the intention of the Investment Manager that such investments will not normally exceed 30% of the corpus of the Scheme and if the Scheme decides to invest in ADRs/GDRs issued by Indian Companies and foreign securities in line with SEBI stipulation, it is the intention of the Investment Manager that such investments will not, normally exceed 30% of the assets of the Scheme. The scheme shall have derivative exposure as per the SEBI Guidelines issued from time to time.</p>	Instruments	Indicative Allocation (% of Net Assets)		Risk Profile	Minimum	Maximum	Equities & Equity related securities	65%	100%	High	Debt securities & Money Market instruments (including Cash & Cash equivalents)	0%	35%	Low to Medium	HIOF seeks to invest primarily into Indian equity stocks with no market capitalisation or other biases which makes the Scheme different from other existing open-ended equity Schemes of HSBC Mutual Fund.	16,104	212.74				
Instruments	Indicative Allocation (% of Net Assets)			Risk Profile																			
	Minimum	Maximum																					
Equities & Equity related securities	65%	100%	High																				
Debt securities & Money Market instruments (including Cash & Cash equivalents)	0%	35%	Low to Medium																				
HSBC Progressive Themes Fund	To generate long term capital growth from an actively managed portfolio of equity and equity related securities by investing primarily in sectors, areas and themes that play an important role in, and / or benefit from, India's progress, reform process and economic development.	<table><tr><th rowspan="2">Instruments</th><th colspan="2">Indicative Allocation (% of Net Assets)</th><th rowspan="2">Risk Profile</th></tr><tr><th>Minimum</th><th>Maximum</th></tr><tr><td>Equities & Equity related securities</td><td>65%</td><td>100%</td><td>High</td></tr><tr><td>Debt securities & Money Market instruments (including Cash & Cash equivalents)</td><td>0%</td><td>35%</td><td>Low to Medium</td></tr></table> <p>If the Scheme decides to invest in securitised debt, it is the intention of the Investment Manager that such investments will not normally exceed 30% of the corpus of the Scheme and if the Scheme decides to invest in ADRs/GDRs issued by Indian Companies and foreign securities in line with SEBI stipulation, it is the intention of the Investment Manager that such investments will not, normally exceed 30% of the assets of the Scheme. The scheme shall have derivative exposure as per the SEBI Guidelines issued from time to time.</p>	Instruments	Indicative Allocation (% of Net Assets)		Risk Profile	Minimum	Maximum	Equities & Equity related securities	65%	100%	High	Debt securities & Money Market instruments (including Cash & Cash equivalents)	0%	35%	Low to Medium	HPTF is a thematic equity Scheme which uses a flexi-theme approach in selection of areas in which to invest.	46,960	130.43				
Instruments	Indicative Allocation (% of Net Assets)			Risk Profile																			
	Minimum	Maximum																					
Equities & Equity related securities	65%	100%	High																				
Debt securities & Money Market instruments (including Cash & Cash equivalents)	0%	35%	Low to Medium																				
HSBC Midcap Equity Fund	To generate long term capital growth from an actively managed portfolio of equity and equity related securities primarily being Midcap stocks. However, it could move a portion of its assets towards fixed income securities if the fund manager becomes negative on the Indian equity markets.	<table><tr><th rowspan="2">Instruments</th><th colspan="2">Indicative Allocation (% of Net Assets)</th><th rowspan="2">Risk Profile</th></tr><tr><th>Minimum</th><th>Maximum</th></tr><tr><td>Equities & equity related securities of companies whose market capitalization is Rs. 75 crores or more but does not exceed the market capitalization of the largest constituent of the BSE Midcap Index at the point of investment on a full market capitalisation basis</td><td>65%</td><td>100%</td><td>High</td></tr><tr><td>Other equities & equity related securities</td><td>0%</td><td>35%</td><td>High</td></tr><tr><td>Debt and money market instruments (including cash and money at call)</td><td>0%</td><td>35%</td><td>Low to Medium</td></tr></table> <p>Under normal circumstances, the Scheme shall invest at least 65% of the net assets under the Scheme in Equity and Equity related Securities which fall within the definition of midcap companies. If the Scheme decides to invest in securitised debt, it is the intention of the Investment Manager that such investments will not normally exceed 30% of the corpus of the Scheme and if the Scheme decides to invest in ADRs/ GDRs issued by Indian Companies and foreign securities in line with SEBI stipulation, it is the intention of the Investment Manager that such investments will not, normally exceed 30% of the assets of the Scheme. The scheme shall have derivative exposure as per the SEBI Guidelines issued from time to time.</p>	Instruments	Indicative Allocation (% of Net Assets)		Risk Profile	Minimum	Maximum	Equities & equity related securities of companies whose market capitalization is Rs. 75 crores or more but does not exceed the market capitalization of the largest constituent of the BSE Midcap Index at the point of investment on a full market capitalisation basis	65%	100%	High	Other equities & equity related securities	0%	35%	High	Debt and money market instruments (including cash and money at call)	0%	35%	Low to Medium	HMEF seeks to invest primarily into mid cap Indian equity stocks which makes the Scheme different from other existing open-ended equity Schemes of HSBC Mutual Fund.	16,141	82.31
Instruments	Indicative Allocation (% of Net Assets)			Risk Profile																			
	Minimum	Maximum																					
Equities & equity related securities of companies whose market capitalization is Rs. 75 crores or more but does not exceed the market capitalization of the largest constituent of the BSE Midcap Index at the point of investment on a full market capitalisation basis	65%	100%	High																				
Other equities & equity related securities	0%	35%	High																				
Debt and money market instruments (including cash and money at call)	0%	35%	Low to Medium																				

Scheme Name	Investment Objective	Asset Allocation Pattern			Product Differentiation	Number of Folios as on 31 March, 2013	AUM as on 31 March, 2013 (Rs. in crores)												
HSBC Dynamic Fund	To provide long term capital appreciation by allocating funds in equity and equity related instruments. It also has the flexibility to move, entirely if required, into debt instruments in times that the view on equity markets seems negative.	<table><tr><th rowspan="2">Instruments</th><th colspan="2">Indicative Allocation (% of Net Assets)</th><th rowspan="2">Risk Profile</th></tr><tr><th>Minimum</th><th>Maximum</th></tr><tr><td>Equities & Equity related instruments</td><td>0%</td><td>100%</td><td>High</td></tr><tr><td>Debt & money market instruments</td><td>0%</td><td>100%</td><td>Low to Medium</td></tr></table> <p>If the Scheme decides to invest in securitised debt, it is the intention of the Investment Manager that such investments will not normally exceed 30% of the corpus of the Scheme and if the Scheme decides to invest in ADRs/GDRs and foreign securities in line with SEBI stipulation, it is the intention of the Investment Manager that such investments will not, normally exceed 50% of the assets of the Scheme. No investments shall be made in foreign securitised debt. The net notional exposure to derivative in HDF shall not be more than 75% of the net assets. Investments in derivatives would be in accordance with the SEBI Regulations.</p>	Instruments	Indicative Allocation (% of Net Assets)		Risk Profile	Minimum	Maximum	Equities & Equity related instruments	0%	100%	High	Debt & money market instruments	0%	100%	Low to Medium	HDF seeks to normally invest in equity, with an aim to capitalise on the potential upside in equity markets but can react quickly to a negative market by moving 100 per cent of its assets into debt instruments, with an aim to limit the downside risk, in the event that the fund manager is bearish on the market.	18,626	133
Instruments	Indicative Allocation (% of Net Assets)			Risk Profile															
	Minimum	Maximum																	
Equities & Equity related instruments	0%	100%	High																
Debt & money market instruments	0%	100%	Low to Medium																
HSBC Emerging Markets Fund	To provide long term capital appreciation by investing in India and in the emerging markets, in equity and equity related instruments, share classes and units/ securities issued by overseas mutual funds or unit trusts. The fund may also invest a limited proportion in debt and money market instruments.	<table><tr><th rowspan="2">Instruments</th><th colspan="2">Indicative Allocation (% of Net Assets)</th><th rowspan="2">Risk Profile</th></tr><tr><th>Minimum</th><th>Maximum</th></tr><tr><td>Units/securities issued by overseas mutual funds or unit trusts of emerging markets*</td><td>80%</td><td>100%</td><td>Medium to High</td></tr><tr><td>Domestic Debt, Money Market instruments (including CBLO & reverse repo) and units of domestic mutual funds.</td><td>0%</td><td>20%</td><td>Low to Medium</td></tr></table> <p>* Currently HSBC GEM Equity Fund is envisaged to be used for investing in the emerging markets however, HEMF could use any other global fund of HSBC Group to invest in emerging markets.</p> <p>If the Scheme decides to invest in securitised debt, it is the intention of the Investment Manager that such investments will not normally exceed 10% of the corpus of the Scheme. HEMF will not invest in underlying global scheme which invests more than 10% of their net assets in unlisted equity shares or equity related instruments.</p>	Instruments	Indicative Allocation (% of Net Assets)		Risk Profile	Minimum	Maximum	Units/securities issued by overseas mutual funds or unit trusts of emerging markets*	80%	100%	Medium to High	Domestic Debt, Money Market instruments (including CBLO & reverse repo) and units of domestic mutual funds.	0%	20%	Low to Medium	HEMF is the only overseas investing Scheme which invests into units of Overseas Mutual Funds.	5,095	19.12
Instruments	Indicative Allocation (% of Net Assets)			Risk Profile															
	Minimum	Maximum																	
Units/securities issued by overseas mutual funds or unit trusts of emerging markets*	80%	100%	Medium to High																
Domestic Debt, Money Market instruments (including CBLO & reverse repo) and units of domestic mutual funds.	0%	20%	Low to Medium																
HSBC Tax Saver Equity Fund	To provide long term capital appreciation by investing in a diversified portfolio of equity & equity related instruments of companies across various sectors and industries, with no capitalization bias. The Fund may also invest in fixed income securities.	<table><tr><th rowspan="2">Instruments</th><th colspan="2">Indicative Allocation (% of Net Assets)</th><th rowspan="2">Risk Profile</th></tr><tr><th>Minimum</th><th>Maximum</th></tr><tr><td>Equities & Equity related securities</td><td>80%</td><td>100%</td><td>High</td></tr><tr><td>Debt, Money Market instruments and Cash</td><td>0%</td><td>20%</td><td>Low to Medium</td></tr></table> <p>If the Scheme decides to invest in securitised debt, it is the intention of the Investment Manager that such investments will not normally exceed 20% of the corpus of the Scheme and if the Scheme decides to invest in ADRs/GDRs issued by Indian Companies, it is the intention of the Investment Manager that such investments will not, normally exceed 20% of the assets of the Scheme. If the Scheme decides to invest in foreign securities, it is the intention of the Investment Manager that such investments will not normally exceed 20% of the corpus of the Scheme. The exposure to derivative instruments shall be as per the SEBI and applicable Guidelines issued from time to time.</p>	Instruments	Indicative Allocation (% of Net Assets)		Risk Profile	Minimum	Maximum	Equities & Equity related securities	80%	100%	High	Debt, Money Market instruments and Cash	0%	20%	Low to Medium	HTSF is the only Scheme launched as an Equity Linked Savings Scheme as per the Notifications dated 3 November, 2005 and 13 December, 2005 issued by the Department of Economic Affairs, Ministry of Finance Government of India or such other Scheme as the Central Government may, by notification in the Official Gazette, specify under section 80C of the Income Tax Act, 1961. The investors in the Scheme are entitled to deductions of the amount invested in units of the Scheme, subject to a maximum of Rs. 1,00,000, under and in terms of Section 80C (2) (xiii) of the Income Tax Act, 1961.	58,028	183.79
Instruments	Indicative Allocation (% of Net Assets)			Risk Profile															
	Minimum	Maximum																	
Equities & Equity related securities	80%	100%	High																
Debt, Money Market instruments and Cash	0%	20%	Low to Medium																
HSBC Unique Opportunities Fund	To provide long-term capital growth from a diversified portfolio of equity and equity related instruments. The focus would be to invest in stocks of companies facing "out-of-ordinary" conditions.	<table><tr><th rowspan="2">Instruments</th><th colspan="2">Indicative Allocation (% of Net Assets)</th><th rowspan="2">Risk Profile</th></tr><tr><th>Minimum</th><th>Maximum</th></tr><tr><td>Equities & Equity related instruments</td><td>65%</td><td>100%</td><td>High</td></tr><tr><td>Debt, Money Market instruments (including Cash & Cash equivalents)</td><td>0%</td><td>35%</td><td>Low to Medium</td></tr></table> <p>If the Scheme decides to invest in securitised debt, it is the intention of the Investment Manager that such investments will not normally exceed 35% of the corpus of the Scheme and if the Scheme decides to invest in ADRs/GDRs issued by Indian Companies, it is the intention of the Investment Manager that such investments will not, normally exceed 50% of the assets of the Scheme. The exposure to derivative instruments shall be as per the SEBI Guidelines issued from time to time.</p>	Instruments	Indicative Allocation (% of Net Assets)		Risk Profile	Minimum	Maximum	Equities & Equity related instruments	65%	100%	High	Debt, Money Market instruments (including Cash & Cash equivalents)	0%	35%	Low to Medium	HUOF seeks to invest into stocks of companies facing "out of ordinary" conditions but have potential for long term growth. The Scheme aims to invest in companies that have strong fundamentals and possess growth potential but are either temporarily undervalued or are likely to benefit from unlocking of value from the culmination of these 'out-of-ordinary' situations that are usually non-recurring and outside the ordinary course of business	15,737	51.52
Instruments	Indicative Allocation (% of Net Assets)			Risk Profile															
	Minimum	Maximum																	
Equities & Equity related instruments	65%	100%	High																
Debt, Money Market instruments (including Cash & Cash equivalents)	0%	35%	Low to Medium																

Scheme Name	Investment Objective	Asset Allocation Pattern			Product Differentiation	Number of Folios as on 31 March, 2013	AUM as on 31 March, 2013 (Rs. in crores)		
HSBC Small Cap Fund	To provide long-term capital appreciation primarily from a diversified portfolio of equity and equity related instruments of small cap companies.	Instruments		Indicative Allocation (% of Net Assets)	Risk Profile	HSCF seeks to invest primarily into small cap Indian equity stocks as defined under its asset allocation.	5,133	13.78	
				Minimum					Maximum
		Equity and equity related instruments of Small Cap Companies*		65%	100%				High
		Equity and equity related instruments of other than Small Cap Companies*		0%	35%				High
		Debt and money market instruments		0%	35%				Low to Medium
		* Small Cap Companies are defined as the companies with the market capitalization which is 1) lower than or equal to the market capitalization of the stock in the BSE Small Cap Index with the largest market capitalization and 2) higher than or equal to the market capitalization of the stock in the BSE Small Cap Index with the smallest market capitalization. If the Scheme decides to invest in securitised debt, it is the intention of the Investment Manager that such investments will not normally exceed 35% of the corpus of the Scheme and if the Scheme decides to invest in ADRs/GDRs and foreign securities in line with SEBI stipulation, it is the intention of the Investment Manager that such investments will not, normally exceed 35% of the assets of the Scheme, however, such investments will be made provided they meet the Investment Objective of the Scheme. No investments shall be made in foreign securitized debt. The net notional exposure to derivative in HSCF shall not be more than 75% of the net assets. Investments in derivatives would be in accordance with the SEBI Regulations.							
HSBC Brazil Fund	To provide long term capital appreciation by investing predominantly in units/shares of HSBC Global Investment Funds (HGIF) Brazil Equity Fund. The Scheme may, at the discretion of the Investment Manager, also invest in the units of other similar overseas mutual fund schemes, which may constitute a significant part of its corpus. The Scheme may also invest a certain proportion of its corpus in money market instruments and/or units of liquid mutual fund schemes, in order to meet liquidity requirements from time to time.	Instruments		Indicative Allocation (% of Net Assets)	Risk Profile	HBF will invest into HGIF Brazil Equity Fund, which in turn will invest into stocks listed in the Brazilian equity markets. It is different from HSBC Emerging Markets Fund (HEMF), an existing open-ended overseas investing scheme which invests into equities of various countries which are classified as emerging markets.	5,645	184.82	
				Minimum					Maximum
		Units/shares of HGIF Brazil Equity Fund		95%	100%				Medium to High
		Money Market instruments (including CBLO & reverse repo) and / or units of liquid mutual fund schemes		0%	5%				Low to Medium
		The Scheme will not invest in the underlying scheme(s) which invest more than 10% of their net assets in unlisted equity shares or equity related instruments.							

Features	HSBC EQUITY FUND	HSBC INDIA OPPORTUNITIES FUND	HSBC PROGRESSIVE THEMES FUND
Type	An open-ended diversified Equity Scheme	An open-ended flexi-cap Equity Scheme	An open-ended flexi-theme Equity Scheme
Investment Objective	To generate long-term capital growth from an actively managed portfolio of equity and equity related securities.	To seek long term capital growth through investments across all market capitalisations, including small, mid and large cap stocks. The fund aims to be predominantly invested in equity and equity related securities. However, it could move a significant portion of its assets towards fixed income securities if the fund manager becomes negative on equity markets.	To generate long term capital growth from an actively managed portfolio of equity and equity related securities by investing primarily in sectors, areas and themes that play an important role in, and / or benefit from, India's progress, reform process and economic development.
Date of Inception	10 December, 2002	24 February, 2004	23 February, 2006
Asset Allocation Pattern	Please refer to page 2	Please refer to page 2	Please refer to page 2
Investment Strategy	The aim of the HSBC Equity Fund is to deliver above-benchmark returns by providing long-term capital growth from an actively managed portfolio, mainly comprising companies registered in and/or listed on a regulated market of India. Income is not a primary consideration in the investment policies of the HSBC Equity Fund. The Scheme will invest across a range of market capitalisations with a preference for medium and large companies.	The aim of the HSBC India Opportunities Fund is to seek aggressive growth and deliver above-benchmark returns by providing long-term capital growth from an actively managed portfolio, mainly comprising a judicious mix of small, mid and large cap stocks. Income is not a primary consideration in the investment policies of the HSBC India Opportunities Fund. The Scheme aims to be predominantly invested in equity and equity related securities. However, it could move a significant portion of its assets towards fixed income securities if the fund becomes negative on equity markets.	The aim of the HSBC Progressive Themes Fund is to deliver above benchmark returns by providing long-term capital growth from an actively managed portfolio, primarily comprising of stocks of companies in areas/sectors that play an important role in India's economic development. The sectors and areas will change with changes in the economy.
Risk Profile	Mutual Fund units involve investment risks including the possible loss of principal. Please read Combined SID carefully for details on risk factors before investment. Please refer to page 14 for the summarized scheme specific risk factors under "Common Features for all Schemes".		
Risk Mitigation Factors	Risks & Description		Risk Mitigants / Management Strategy
	Market Risk : Value of holdings may fall as a result of market movements		Investment approach supported by comprehensive research
	Currency Risk : Risk on account of exchange rate fluctuations		Investment manager could use (there is no obligation) derivatives to hedge currency risk
	Country Risk : Risk on account of exposure to a single country		Investment universe is carefully selected to include high quality businesses
	Liquidity Risk : High impact costs		Robust process for periodic monitoring of liquidity
	Concentration Risk : Risk on account of high exposure to a risk class		Investment across market capitalization spectrum and industries/sectors
	Legal / Tax / Regulatory Risk : Risk on account of changes in regulations		This risk is something dependent upon a future event and will be clearly communicated to the investor
	Event Risk : Price risk as a result of company or sector specific event		Usage of derivatives : Hedge portfolios if required, in case of predictable events Mitigated as instruments are normally exchange traded with readily available data
	Valuation Risk : Risk on account of incorrect valuation		Investment approach supported by comprehensive research
Plan	In addition to the existing plan a separate plan has been introduced for direct investments as Direct Plan effective January 1, 2013.		
Options and Sub-Options	Options: Growth & Dividend Sub-Options: Dividend Payout and Dividend Reinvestment		

Features	HSBC EQUITY FUND	HSBC INDIA OPPORTUNITIES FUND	HSBC PROGRESSIVE THEMES FUND																																																																																																			
Applicable NAV for ongoing Subscriptions and Redemptions (including switch ins / switch outs)	<ul style="list-style-type: none">Where the valid application is received upto 3.00 p.m. with a local cheque or demand draft payable at par at the place where it is received, the closing NAV of the day of receipt of application will be applicable.Where the valid application is received after 3.00 p.m. with a local cheque or demand draft payable at par at the place where it is received, the closing NAV of the next Business Day will be applicable.Where the valid application is received with an outstation cheque or demand draft which is not payable on par at the place where it is received, the closing NAV of day on which the cheque or demand draft is credited will be applicable. However in respect of purchase of units of all mutual fund schemes (other than liquid schemes), the closing NAV of the day on which the funds are available for utilisation will be applicable for application amount equal to or more than Rs 2 lakhs, provided the application is received and funds are available for utilization before the applicable cut-off time																																																																																																					
Load Structure (including SIP/STP where applicable)	Entry Load*: Nil. Exit Load: Nil. The exit loads set forth above is subject to change at the discretion of the AMC and such changes shall be implemented prospectively. Please refer "Load Structure" under Common Features of all Schemes on page 16. *In terms of SEBI circular no. SEBI/IMD/CIR No.4/ 168230/09 dated June 30, 2009, no entry load will be charged by the Scheme to the investor effective August 1, 2009. Upfront commission shall be paid directly by the investor to the AMFI registered Distributors based on the investors assessment of various factors including the service rendered by the distributors.																																																																																																					
Waiver of load for Direct Application	Pursuant to SEBI Circular No. SEBI/IMD/CIR No. 4/168230/09 dated June 30, 2009, no Entry Load will be charged for all Mutual Fund Schemes. Therefore, the procedure for Waiver of Load for Direct Applications is no longer applicable.																																																																																																					
Minimum Application / Repurchase / Additional Amount +	Purchase : Rs. 10,000/- and multiples of Re. 1/- thereafter Additional Purchase : Rs. 1,000/- and multiples of Re. 1/- thereafter Redemption : Rs. 1,000/- and multiples of Re. 1/- thereafter + The requirement of minimum subscription amount will not be applicable in case of SIP for scheme(s) where SIP facility is available. Refer to the Combined SID/Addendums thereto for further details.																																																																																																					
Despatch of Redemption Request	Within 10 working days of the receipt of the valid redemption request at the Official Points of Acceptance of Transactions of the Registrar and the AMC. The Fund would endeavour to dispatch redemption proceeds within 3 Business Days under normal circumstances on receiving a valid request.																																																																																																					
Fund Manager	Tushar Pradhan	Tushar Pradhan	Dhiraj Sachdev																																																																																																			
Benchmark Index	S&P BSE 200	S&P BSE 500	S&P BSE 200																																																																																																			
Dividend Policy	Declaration of dividend is subject to the availability of distributable surplus. Such dividends if declared will be paid under normal circumstances, only to those Unitholders who have opted for Dividend sub-options with specified sub-options. Further, no exit load shall be charged for units allotted under dividend reinvestment option. However, it must be distinctly understood that the actual declaration of dividends under the Scheme and the frequency thereof will, inter alia, depend upon the distributable surplus of the Scheme. The Trustees reserve the right of dividend declaration and to change the frequency, date of declaration and the decision of the Trustees in this regard shall be final. There is no assurance or guarantee to unit holders as to the rate of dividend distribution nor that the dividend will be regularly paid. The dividend that may be paid out of the net surplus of the Scheme will be paid only to those Unitholders whose names appear in the register of Unitholders on the notified record date. The dividend will be at such rate as may be decided by the AMC in consultation with the Trustees.																																																																																																					
Performance of the Scheme*	<table><tr><td></td><td>Scheme Returns</td><td>Benchmark Returns</td><td></td><td>Scheme Returns</td><td>Benchmark Returns</td><td></td><td>Scheme Returns</td><td>Benchmark Returns</td></tr><tr><td>Last 1 year</td><td>6.47%</td><td>8.26%</td><td>Last 1 year</td><td>2.93%</td><td>7.07%</td><td>Last 1 year</td><td>-6.40%</td><td>8.26%</td></tr><tr><td>Last 3 years</td><td>1.41%</td><td>1.11%</td><td>Last 3 years</td><td>2.50%</td><td>0.64%</td><td>Last 3 years</td><td>-7.57%</td><td>1.11%</td></tr><tr><td>Last 5 years</td><td>1.95%</td><td>2.60%</td><td>Last 5 years</td><td>1.82%</td><td>2.07%</td><td>Last 5 years</td><td>-7.14%</td><td>2.60%</td></tr><tr><td>Since Inception</td><td>25.06%</td><td>18.88%</td><td>Since Inception</td><td>14.63%</td><td>13.41%</td><td>Since Inception</td><td>0.30%</td><td>8.54%</td></tr></table> <div><div><p>Absolute Returns</p><table><tr><th>Year</th><th>HEF - Growth</th><th>S&P BSE 200</th></tr><tr><td>FY 2008-2009</td><td>31.92</td><td>-40.98</td></tr><tr><td>FY 2009-2010</td><td>58.42</td><td>92.87</td></tr><tr><td>FY 2010-2011</td><td>10.43</td><td>8.15</td></tr><tr><td>FY 2011-2012</td><td>9.01</td><td>-9.31</td></tr><tr><td>FY 2012-2013</td><td>6.06</td><td>6.06</td></tr></table></div><div><p>Absolute Returns</p><table><tr><th>Year</th><th>HIOF - Growth</th><th>S&P BSE 500</th></tr><tr><td>FY 2008-2009</td><td>36.60</td><td>-42.77</td></tr><tr><td>FY 2009-2010</td><td>62.24</td><td>96.38</td></tr><tr><td>FY 2010-2011</td><td>11.75</td><td>7.48</td></tr><tr><td>FY 2011-2012</td><td>-3.78</td><td>-9.14</td></tr><tr><td>FY 2012-2013</td><td>1.61</td><td>4.84</td></tr></table></div><div><p>Absolute Returns</p><table><tr><th>Year</th><th>HPTF - Growth</th><th>S&P BSE 200</th></tr><tr><td>FY 2008-2009</td><td>42.78</td><td>-40.98</td></tr><tr><td>FY 2009-2010</td><td>55.85</td><td>92.87</td></tr><tr><td>FY 2010-2011</td><td>-10.05</td><td>8.15</td></tr><tr><td>FY 2011-2012</td><td>-2.98</td><td>-9.31</td></tr><tr><td>FY 2012-2013</td><td>-7.99</td><td>6.06</td></tr></table></div></div> <p>*Past performance may or may not be sustained in the future. ^ Returns for 1 year & above are Compounded Annualised. Calculations are based on Growth Option NAVs. Since inception returns are calculated on Rs. 10 invested at inception. For disclosures on point to point returns on a standard investment of Rs 10,000/- & other related performance disclosures, please refer to page No. 10 to 13.</p>				Scheme Returns	Benchmark Returns		Scheme Returns	Benchmark Returns		Scheme Returns	Benchmark Returns	Last 1 year	6.47%	8.26%	Last 1 year	2.93%	7.07%	Last 1 year	-6.40%	8.26%	Last 3 years	1.41%	1.11%	Last 3 years	2.50%	0.64%	Last 3 years	-7.57%	1.11%	Last 5 years	1.95%	2.60%	Last 5 years	1.82%	2.07%	Last 5 years	-7.14%	2.60%	Since Inception	25.06%	18.88%	Since Inception	14.63%	13.41%	Since Inception	0.30%	8.54%	Year	HEF - Growth	S&P BSE 200	FY 2008-2009	31.92	-40.98	FY 2009-2010	58.42	92.87	FY 2010-2011	10.43	8.15	FY 2011-2012	9.01	-9.31	FY 2012-2013	6.06	6.06	Year	HIOF - Growth	S&P BSE 500	FY 2008-2009	36.60	-42.77	FY 2009-2010	62.24	96.38	FY 2010-2011	11.75	7.48	FY 2011-2012	-3.78	-9.14	FY 2012-2013	1.61	4.84	Year	HPTF - Growth	S&P BSE 200	FY 2008-2009	42.78	-40.98	FY 2009-2010	55.85	92.87	FY 2010-2011	-10.05	8.15	FY 2011-2012	-2.98	-9.31	FY 2012-2013	-7.99	6.06
	Scheme Returns	Benchmark Returns		Scheme Returns	Benchmark Returns		Scheme Returns	Benchmark Returns																																																																																														
Last 1 year	6.47%	8.26%	Last 1 year	2.93%	7.07%	Last 1 year	-6.40%	8.26%																																																																																														
Last 3 years	1.41%	1.11%	Last 3 years	2.50%	0.64%	Last 3 years	-7.57%	1.11%																																																																																														
Last 5 years	1.95%	2.60%	Last 5 years	1.82%	2.07%	Last 5 years	-7.14%	2.60%																																																																																														
Since Inception	25.06%	18.88%	Since Inception	14.63%	13.41%	Since Inception	0.30%	8.54%																																																																																														
Year	HEF - Growth	S&P BSE 200																																																																																																				
FY 2008-2009	31.92	-40.98																																																																																																				
FY 2009-2010	58.42	92.87																																																																																																				
FY 2010-2011	10.43	8.15																																																																																																				
FY 2011-2012	9.01	-9.31																																																																																																				
FY 2012-2013	6.06	6.06																																																																																																				
Year	HIOF - Growth	S&P BSE 500																																																																																																				
FY 2008-2009	36.60	-42.77																																																																																																				
FY 2009-2010	62.24	96.38																																																																																																				
FY 2010-2011	11.75	7.48																																																																																																				
FY 2011-2012	-3.78	-9.14																																																																																																				
FY 2012-2013	1.61	4.84																																																																																																				
Year	HPTF - Growth	S&P BSE 200																																																																																																				
FY 2008-2009	42.78	-40.98																																																																																																				
FY 2009-2010	55.85	92.87																																																																																																				
FY 2010-2011	-10.05	8.15																																																																																																				
FY 2011-2012	-2.98	-9.31																																																																																																				
FY 2012-2013	-7.99	6.06																																																																																																				
Recurring Expenses	Actual Expenses for the previous financial year ended March 31, 2013 <table><tr><td>HSBC Equity Fund</td><td>Total Expenses (Rs.)</td><td>% to Net Assets</td><td>HSBC India Opportunities Fund</td><td>Total Expenses (Rs.)</td><td>% to Net Assets</td><td>HSBC Progressive Themes Fund</td><td>Total Expenses (Rs.)</td><td>% to Net Assets</td></tr><tr><td>HEF</td><td>146,453,741.14</td><td>2.36</td><td>HIOF</td><td>59,791,188.68</td><td>2.52</td><td>HPTF</td><td>41,725,837.54</td><td>2.57</td></tr><tr><td>HEF - Direct Plan</td><td>104,751.49</td><td>1.37</td><td>HIOF - Direct Plan</td><td>9,328.08</td><td>1.66</td><td>HPTF - Direct Plan</td><td>2,311.23</td><td>1.95</td></tr></table> <p>Maximum expenses that can be charged as per Reg 52(6)(c) & 52 (6A)(c)</p> <table><tr><td>Upto 100 crores : 2.70%</td><td>100-400 crores : 2.45%</td><td>400-700 crores : 2.20%</td><td>Above 700 crores : 1.95%</td></tr></table> <p>Additional expenses of upto 30 bps under Regulation 52 (6A) (b) for new inflows from specified cities may also be charged.</p> <p>The Direct Plan expenses will have lower expense ratio than the existing plans under each of the schemes and shall exclude the distribution and commission expenses.</p> <p>Service tax on investment and advisory fees shall be charged to the respective schemes in addition to the maximum limit of total recurring expenses as permitted under Regulation 52 of the Regulations. Service tax on any other fees/expenses incurred by the schemes shall be borne by the respective schemes within the overall limit of the total recurring expenses.</p>			HSBC Equity Fund	Total Expenses (Rs.)	% to Net Assets	HSBC India Opportunities Fund	Total Expenses (Rs.)	% to Net Assets	HSBC Progressive Themes Fund	Total Expenses (Rs.)	% to Net Assets	HEF	146,453,741.14	2.36	HIOF	59,791,188.68	2.52	HPTF	41,725,837.54	2.57	HEF - Direct Plan	104,751.49	1.37	HIOF - Direct Plan	9,328.08	1.66	HPTF - Direct Plan	2,311.23	1.95	Upto 100 crores : 2.70%	100-400 crores : 2.45%	400-700 crores : 2.20%	Above 700 crores : 1.95%																																																																				
HSBC Equity Fund	Total Expenses (Rs.)	% to Net Assets	HSBC India Opportunities Fund	Total Expenses (Rs.)	% to Net Assets	HSBC Progressive Themes Fund	Total Expenses (Rs.)	% to Net Assets																																																																																														
HEF	146,453,741.14	2.36	HIOF	59,791,188.68	2.52	HPTF	41,725,837.54	2.57																																																																																														
HEF - Direct Plan	104,751.49	1.37	HIOF - Direct Plan	9,328.08	1.66	HPTF - Direct Plan	2,311.23	1.95																																																																																														
Upto 100 crores : 2.70%	100-400 crores : 2.45%	400-700 crores : 2.20%	Above 700 crores : 1.95%																																																																																																			
Features	HSBC MIDCAP EQUITY FUND	HSBC DYNAMIC FUND	HSBC EMERGING MARKETS FUND																																																																																																			
Type	An open-ended diversified equity Scheme	An open-ended Scheme	An open-ended Scheme																																																																																																			
Investment Objective	To generate long term capital growth from an actively managed portfolio of equity and equity related securities primarily being Midcap stocks. However, it could move a portion of its assets towards fixed income securities if the fund manager becomes negative on the Indian equity markets.	To provide long term capital appreciation by allocating funds in equity and equity related instruments. It also has the flexibility to move, entirely if required, into debt instruments in times that the view on equity markets seems negative.	To provide long term capital appreciation by investing in India and in the emerging markets, in equity and equity related instruments, share classes and units/securities issued by overseas mutual funds or unit trusts. The fund may also invest a limited proportion in debt and money market instruments.																																																																																																			
Date of Inception	19 May, 2005	24 September, 2007	17 March, 2008																																																																																																			
Asset Allocation Pattern	Please refer to page 2	Please refer to page 3	Please refer to page 3																																																																																																			

Features	HSBC MIDCAP EQUITY FUND	HSBC DYNAMIC FUND	HSBC EMERGING MARKETS FUND
Investment Strategy	The aim of the HSBC Midcap Equity Fund is to deliver above-benchmark returns by providing long-term capital growth from an actively managed portfolio, primarily comprising of midcap stocks. Income is not a primary consideration in the investment policies of the HSBC Midcap Equity Fund. The Scheme aims to be predominantly invested in midcap equity and equity related securities and also invest in small cap equity and equity related securities. However, it could move a portion of its assets towards fixed income securities if the fund becomes cautious or negative on equity markets.	The Scheme has the flexibility to allocate assets to both equity and debt instruments. It will hold a mix of securities- primarily equity and equity related instruments. This allocation will be steadily monitored and updated as and when the market movements demand it, a switch would be made. This product offers a lower risk alternative to pure equity offerings as it has the flexibility to move, entirely if required, into debt instruments in times that the view on equity markets seems negative. The relative balance of these securities can be periodically changed to take advantage of phases in the economic cycle. The fund would switch over from one asset-class combination to another, looking towards more aggressive growth oriented stocks when the market is bullish and vice versa. Thus, the scheme endeavours to achieve the ideal asset allocation to make the most of the markets and save opportunity costs for the investor. The fund will endeavour to provide long-term growth of principal and income. Thus, it aims to perform even in a distressed market scenario.	The aim of the HSBC Emerging Markets Fund is to provide long term capital appreciation from an actively managed portfolio, primarily comprising of a mix of small, mid and large cap stocks. Income is not a primary consideration in the investment policies of the HSBC Emerging Markets Fund. The Scheme aims to be predominantly invested in equity and equity related securities. The Fund may also invest in fixed income securities. HEMF may invest in the Emerging Markets through overseas funds or overseas equity and equity related securities share classes / Units of equity Fund as permitted by SEBI. HEMF proposes to invest in the overseas market by investing in units / securities issued by overseas mutual funds managed by HSBC globally, for example HSBC GEM Equity Fund (GEM) etc. The Fund may undertake currency hedge to protect the investors from the risk associated with movement in currency markets.
Risk Profile	Mutual Fund units involve investment risks including the possible loss of principal. Please read the Combined SID carefully for details on risk factors before investment. Please refer to page 14 for the summarized scheme specific risk factors under "Common Features for all Schemes"		
Risk Mitigation Factors	Risks & Description	Risk Mitigants / Management Strategy	
	Market Risk : Value of holdings may fall as a result of market movements	Investment approach supported by comprehensive research	
	Currency Risk : Risk on account of exchange rate fluctuations	Investment manager could use (there is no obligation) derivatives to hedge currency risk	
	Country Risk : Risk on account of exposure to a single country	Investment universe is carefully selected to include high quality businesses	
	Liquidity Risk : High impact costs	Robust process for periodic monitoring of liquidity	
	Concentration Risk : Risk on account of high exposure to a risk class	Investment across market capitalization spectrum and industries/sectors	
	Legal / Tax / Regulatory Risk : Risk on account of changes in regulations	This risk is something dependent upon a future event and will be clearly communicated to the investor	
	Event Risk : Price risk as a result of company or sector specific event	Usage of derivatives : Hedge portfolios if required, in case of predictable events Mitigated as instruments are normally exchange traded with readily available data	
	Valuation Risk : Risk on account of incorrect valuation	Investment approach supported by comprehensive research	
Plan	In addition to the existing plan a separate plan has been introduced for direct investments as Direct Plan effective January 1, 2013.		
Options and Sub-Options	Options: Growth & Dividend Sub-Options: Dividend Payout and Dividend Reinvestment		
Applicable NAV for ongoing Subscriptions and Redemptions (including switch ins / switch outs)	<ul style="list-style-type: none">Where the valid application is received upto 3.00 p.m. with a local cheque or demand draft payable at par at the place where it is received, the closing NAV of the day of receipt of application will be applicable.Where the valid application is received after 3.00 p.m. with a local cheque or demand draft payable at par at the place where it is received, the closing NAV of the next Business Day will be applicable.Where the valid application is received with an outstation cheque or demand draft which is not payable on par at the place where it is received, the closing NAV of day on which the cheque or demand draft is credited will be applicable. However in respect of purchase of units of all mutual fund schemes (other than liquid schemes), the closing NAV of the day on which the funds are available for utilisation will be applicable for application amount equal to or more than Rs 2 lakhs, provided the application is received and funds are available for utilization before the applicable cut-off time.		
Load Structure (including SIP/STP where applicable)	Entry Load* : Nil. Exit Load : Nil.		
	The exit loads set forth above is subject to change at the discretion of the AMC and such changes shall be implemented prospectively. Please refer "Load Structure" under Common Features of all Schemes on page 16. *In terms of SEBI circular no. SEBI/IMD/CIR No.4/ 168230/09 dated June 30, 2009, no entry load will be charged by the Scheme to the investor effective August 1, 2009. Upfront commission shall be paid directly by the investor to the AMFI registered Distributors based on the investors assessment of various factors including the service rendered by the distributors.		
Waiver of load for Direct Application	Pursuant to SEBI Circular No. SEBI/IMD/CIR No. 4/168230/09 dated June 30, 2009, no Entry Load will be charged for all Mutual Fund Schemes. Therefore, the procedure for Waiver of Load for Direct Applications is no longer applicable.		
Minimum Application / Repurchase / Additional Amount +	Purchase : Rs. 10,000/- and multiples of Re. 1/- thereafter Additional Purchase : Rs. 1,000/- and multiples of Re. 1/- thereafter Repurchase : Rs. 1,000/- and multiples of Re. 1/- thereafter		
	+ The requirement of minimum subscription amount will not be applicable in case of SIP for scheme(s) where SIP facility is available. Refer to the Combined SID/Addendums thereto for further details.		
Despatch of Redemption Request	Within 10 working days of the receipt of the valid redemption request at the Official Points of Acceptance of Transactions of the Registrar and the AMC.		
	The Fund would endeavour to dispatch redemption proceeds within 3 Business Days under normal circumstances on receiving a valid request.	The Fund would endeavour to dispatch redemption proceeds within 7 Business Days under normal circumstances on receiving a valid request.	
Fund Manager	Dhiraj Sachdev	Tushar Pradhan (for Equity portion) and Sanjay Shah (for Fixed Income portion)	Piyush Harlalka will be the dedicated Fund Manager for making overseas investments in various schemes as permitted under the Regulations, guidelines and circulars issued from time to time.
Benchmark Index	S&P BSE Midcap Index	S&P BSE 200	MSCI Emerging Market Index
Dividend Policy	Declaration of dividend is subject to the availability of distributable surplus. Such dividends if declared will be paid under normal circumstances, only to those Unitholders who have opted for Dividend sub-options with specified sub-options. Further, no exit load shall be charged for units allotted under dividend reinvestment option. However, it must be distinctly understood that the actual declaration of dividends under the Scheme and the frequency thereof will, inter alia, depend upon the distributable surplus of the Scheme. The Trustees reserve the right of dividend declaration and to change the frequency, date of declaration and the decision of the Trustees in this regard shall be final. There is no assurance or guarantee to unit holders as to the rate of dividend distribution nor that the dividend will be regularly paid. The dividend that may be paid out of the net surplus of the Scheme will be paid only to those Unitholders whose names appear in the register of Unitholders on the notified record date. The dividend will be at such rate as may be decided by the AMC in consultation with the Trustees.		

Features	HSBC MIDCAP EQUITY FUND			HSBC DYNAMIC FUND			HSBC EMERGING MARKETS FUND		
Performance of the Scheme* Compounded Annualised Returns ^ (As on 28 March, 2013)		Scheme Returns	Benchmark Returns		Scheme Returns	Benchmark Returns		Scheme Returns	Benchmark Returns
	Last 1 year	-4.89%	-0.79%	Last 1 year	3.69%	8.26%	Last 1 year	5.29%	1.99%
	Last 3 years	-7.83%	-3.24%	Last 3 years	0.47%	1.11%	Last 3 years	3.35%	1.61%
	Last 5 years	-3.95%	-1.19%	Last 5 years	0.07%	2.60%	Last 5 years	0.82%	0.15%
	Since Inception	6.97%	8.44%	Since Inception	-0.38%	1.83%	Since Inception	0.93%	1.29%
	Absolute Returns 			Absolute Returns 			Absolute Returns 		

*Past performance may or may not be sustained in the future. ^ Returns for 1 year & above are Compounded Annualised.

Calculations are based on Growth Option NAVs. Since inception returns are calculated on Rs. 10 invested at inception. For disclosures on point to point returns on a standard investment of Rs 10,000/- & other related performance disclosures, please refer to page No. 10 to 13.

Recurring Expenses	Actual Expenses for the previous financial year ended March 31, 2013								
	HSBC Midcap Equity Fund	Total Expenses (Rs.)	% to Net Assets	HSBC Dynamic Fund	Total Expenses (Rs.)	% to Net Assets	HSBC Emerging Markets Fund	Total Expenses (Rs.)	% to Net Assets
	HMEF	27,349,656.70	2.66	HDF	31,198,644.50	2.64	HEMF	5,256,186.10	1.76
	HMEF - Direct Plan	7,284.82	1.91	HDF - Direct Plan	823.81	1.87	HEMF - Direct Plan	3,957.93	0.94
	Maximum expenses that can be charged as per Reg 52(6)(c) & 52 (6A)(c)						Maximum expenses that can be charged as per Reg 52(6)(a) & 52 (6A)(c)		
	Upto 100 crores : 2.70%		100-400 crores : 2.45%	400-700 crores : 2.20%		Above 700 crores : 1.95%	2.70%^^^		

Additional expenses of upto 30 bps under Regulation 52 (6A) (b) for new inflows from specified cities may also be charged.

The Direct Plan expenses will have lower expense ratio than the existing plans under each of the schemes and shall exclude the distribution and commission expenses.

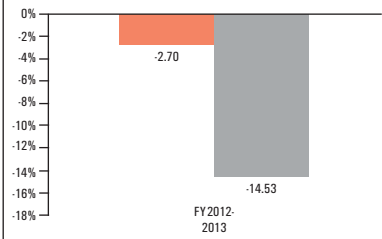
Service tax on investment and advisory fees shall be charged to the respective schemes in addition to the maximum limit of total recurring expenses as permitted under Regulation 52 of the Regulations. Service tax on any other fees/expenses incurred by the schemes shall be borne by the respective schemes within the overall limit of the total recurring expenses.

^^ Since the scheme is a FoF scheme, the investors will also have to bear the expenses of the underlying scheme(s) into which HEMF invests. However, the total expenses of both (HEMF as well as the underlying scheme(s) in which HEMF invests) shall not exceed 2.70% of the net assets of HEMF.

Features	HSBC TAX SAVER EQUITY FUND	HSBC UNIQUE OPPORTUNITIES FUND	HSBC SMALL CAP FUND
Type	An open-ended Equity Linked Savings Scheme	An open-ended equity Scheme	An open-ended equity Scheme
Investment Objective	To provide long term capital appreciation by investing in a diversified portfolio of equity & equity related instruments of companies across various sectors and industries, with no capitalization bias. The Fund may also invest in fixed income securities.	To provide long-term capital growth from a diversified portfolio of equity and equity related instruments. The focus would be to invest in stocks of companies facing "out-of-ordinary" conditions.	To provide long-term capital appreciation primarily from a diversified portfolio of equity and equity related instruments of small cap companies.
Date of Inception	5 January, 2007	21 March, 2007	24 March, 2008
Asset Allocation Pattern	Please refer to page 3	Please refer to page 3	Please refer to page 4
Investment Strategy	The aim of the HSBC Tax Saver Equity Fund is to provide long-term capital appreciation from an actively managed portfolio, primarily comprising of a mix of small, mid and large cap stocks. Income is not a primary consideration in the investment policies of the HSBC Tax Saver Equity Fund. The Scheme aims to be predominantly invested in equity and equity related securities. The Fund may also invest in fixed income securities.	<p>The Fund Manager will seek to invest in companies that currently operate in "out of ordinary" situations. Out of ordinary situations are event-driven conditions that render the company undervalued relative to its long term potential and may, amongst others, include (but not be limited to) the following:</p> <ul style="list-style-type: none">● Turnaround/Recovery situations● Financial restructurings, distressed debt etc.● Mergers & Acquisitions, Divestments, Spin-Offs, Demergers,● Out-of-favour industries/sectors● Employee/Management buyouts● New product/business launches● Asset plays (companies selling at significant discount to intrinsic value)● Unrecognised growth potential● Companies likely to benefit from some change in the economy, industry transformation, new laws/ regulations / technology.	<p>The Fund Manager will endeavour to invest in small cap companies that are typically characterized by strong fundamentals, high growth potential and under-pricing relative to intrinsic value. Small Cap Companies are defined as the companies with the market capitalization which is :</p> <p>1) lower than or equal to the market capitalization of the stock in the BSE Small Cap Index with the largest market capitalization and</p> <p>2) higher than or equal to the market capitalization of the stock in the BSE Small Cap Index with the smallest market capitalization.</p> <p>The fund will invest predominantly in equity and equity related instruments but may also invest a limited portion in debt and money market instruments if the fund manager has a negative view of the equity market or to maintain liquidity.</p>
Risk Profile	Mutual Fund units involve investment risks including the possible loss of principal. Please read the Combined SID carefully for details on risk factors before investment. Please refer to page 14 for the summarized scheme specific risk factors under "Common Features for all Schemes"		
Risk Mitigation Factors	Risks & Description	Risk Mitigants / Management Strategy	
	Market Risk : Value of holdings may fall as a result of market movements	Investment approach supported by comprehensive research	
	Currency Risk : Risk on account of exchange rate fluctuations	Investment manager could use (there is no obligation) derivatives to hedge currency risk	
	Country Risk : Risk on account of exposure to a single country	Investment universe is carefully selected to include high quality businesses	
	Liquidity Risk : High impact costs	Robust process for periodic monitoring of liquidity	
	Concentration Risk : Risk on account of high exposure to a risk class	Investment across market capitalization spectrum and industries/sectors	
	Legal / Tax / Regulatory Risk : Risk on account of changes in regulations	This risk is something dependent upon a future event and will be clearly communicated to the investor	
	Event Risk : Price risk as a result of company or sector specific event	Usage of derivatives : Hedge portfolios if required, in case of predictable events Mitigated as instruments are normally exchange traded with readily available data	
	Valuation Risk : Risk on account of incorrect valuation	Investment approach supported by comprehensive research	
Plan	In addition to the existing plan a separate plan has been introduced for direct investments as Direct Plan effective January 1, 2013.		

Features	HSBC TAX SAVER EQUITY FUND	HSBC UNIQUE OPPORTUNITIES FUND	HSBC SMALL CAP FUND																																																																																																			
Options and Sub-Options	Options: Growth & Dividend Sub-Options: Dividend Payout	Options: Growth & Dividend Sub-Options: Dividend Payout and Dividend Reinvestment	Options: Growth & Dividend Sub-Options: Dividend Payout and Dividend Reinvestment																																																																																																			
Applicable NAV for ongoing Subscriptions and Redemptions (including switch ins / switch outs)	<ul style="list-style-type: none">Where the valid application is received upto 3.00 p.m. with a local cheque or demand draft payable at par at the place where it is received, the closing NAV of the day of receipt of application will be applicable.Where the valid application is received after 3.00 p.m. with a local cheque or demand draft payable at par at the place where it is received, the closing NAV of the next Business Day will be applicable.Where the valid application is received with an outstation cheque or demand draft which is not payable on par at the place where it is received, the closing NAV of day on which the cheque or demand draft is credited will be applicable. <p>However in respect of purchase of units of all mutual fund schemes (other than liquid schemes), the closing NAV of the day on which the funds are available for utilisation will be applicable for application amount equal to or more than Rs 2 lakhs, provided the application is received and funds are available for utilization before the applicable cut-off time.</p>																																																																																																					
Load Structure (including SIP/STP where applicable)	Entry Load* : Nil Exit Load : Nil	Entry Load* : Nil. Exit Load : Nil.	<p>The exit loads set forth above is subject to change at the discretion of the AMC and such changes shall be implemented prospectively. Please refer "Load Structure" under Common Features of all Schemes on page 16. *In terms of SEBI circular no. SEBI/IMD/CIR No.4/ 168230/09 dated June 30, 2009, no entry load will be charged by the Scheme to the investor effective August 1, 2009. Upfront commission shall be paid directly by the investor to the AMFI registered Distributors based on the investors assessment of various factors including the service rendered by the distributors.</p>																																																																																																			
Waiver of load for Direct Application	Pursuant to SEBI Circular No. SEBI/IMD/CIR No. 4/168230/09 dated June 30, 2009, no Entry Load will be charged for all Mutual Fund Schemes. Therefore, the procedure for Waiver of Load for Direct Applications is no longer applicable.																																																																																																					
Minimum Application/ Repurchase/ Additional Amount +	Purchase : Rs. 500/- Additional Purchase : In multiples of Rs. 500/- thereafter. Repurchase : Rs. 500/- and multiples of Rs. 500/- thereof.	Purchase : Rs. 10,000/- and multiples of Re. 1/- thereafter Additional Purchase : Rs. 1,000/- and multiples of Re. 1/- thereof Redemption : Rs. 1,000/- and multiples of Re. 1/- thereof																																																																																																				
	+ The requirement of minimum subscription amount will not be applicable in case of SIP for scheme(s) where SIP facility is available. Refer to the Combined SID/Addendums thereto for further details.																																																																																																					
Despatch of Redemption Request	Within 10 working days of the receipt of the valid redemption request at the Official Points of Acceptance of Transactions of the Registrar and the AMC. The Fund would endeavour to dispatch redemption proceeds within 3 Business Days on receiving a valid request under normal circumstances.																																																																																																					
Fund Manager	Aditya Khemani	Gaurav Mehrotra and Amaresh Mishra	Dhiraj Sachdev																																																																																																			
Benchmark Index	S&P BSE 200	S&P BSE 200	S&P BSE Small Cap Index																																																																																																			
Dividend Policy	Declaration of dividend is subject to the availability of distributable surplus. Such dividends if declared will be paid under normal circumstances, only to those Unitholders who have opted for Dividend sub-options with specified sub-options. Further, no exit load shall be charged for units allotted under dividend reinvestment option. However, it must be distinctly understood that the actual declaration of dividends under the Scheme and the frequency thereof will, inter alia, depend upon the distributable surplus of the Scheme. The Trustees reserve the right of dividend declaration and to change the frequency, date of declaration and the decision of the Trustees in this regard shall be final. There is no assurance or guarantee to unit holders as to the rate of dividend distribution nor that the dividend will be regularly paid. The dividend that may be paid out of the net surplus of the Scheme will be paid only to those Unitholders whose names appear in the register of Unitholders on the notified record date. The dividend will be at such rate as may be decided by the AMC in consultation with the Trustees.																																																																																																					
Performance of the Scheme* Compounded Annualised Returns ^ (As on 28 March, 2013)	<table><thead><tr><th></th><th>Scheme Returns</th><th>Benchmark Returns</th></tr></thead><tbody><tr><td>Last 1 year</td><td>14.81%</td><td>8.26%</td></tr><tr><td>Last 3 years</td><td>4.42%</td><td>1.11%</td></tr><tr><td>Last 5 years</td><td>7.73%</td><td>2.60%</td></tr><tr><td>Since Inception</td><td>7.48%</td><td>5.25%</td></tr></tbody></table> <p>Absolute Returns</p> <table><thead><tr><th></th><th>HTSF - Growth</th><th>S&P BSE 200</th></tr></thead><tbody><tr><td>FY 2008-2009</td><td>30.10</td><td>-40.98</td></tr><tr><td>FY 2009-2010</td><td>87.14</td><td>92.87</td></tr><tr><td>FY 2010-2011</td><td>5.80</td><td>8.15</td></tr><tr><td>FY 2011-2012</td><td>-4.43</td><td>-9.31</td></tr><tr><td>FY 2012-2013</td><td>12.94</td><td>6.06</td></tr></tbody></table>		Scheme Returns	Benchmark Returns	Last 1 year	14.81%	8.26%	Last 3 years	4.42%	1.11%	Last 5 years	7.73%	2.60%	Since Inception	7.48%	5.25%		HTSF - Growth	S&P BSE 200	FY 2008-2009	30.10	-40.98	FY 2009-2010	87.14	92.87	FY 2010-2011	5.80	8.15	FY 2011-2012	-4.43	-9.31	FY 2012-2013	12.94	6.06	<table><thead><tr><th></th><th>Scheme Returns</th><th>Benchmark Returns</th></tr></thead><tbody><tr><td>Last 1 year</td><td>7.77%</td><td>8.26%</td></tr><tr><td>Last 3 years</td><td>1.52%</td><td>1.11%</td></tr><tr><td>Last 5 years</td><td>-0.39%</td><td>2.60%</td></tr><tr><td>Since Inception</td><td>1.09%</td><td>6.80%</td></tr></tbody></table> <p>Absolute Returns</p> <table><thead><tr><th></th><th>HUOF - Growth</th><th>S&P BSE 200</th></tr></thead><tbody><tr><td>FY 2008-2009</td><td>-47.38</td><td>-40.98</td></tr><tr><td>FY 2009-2010</td><td>79.92</td><td>92.87</td></tr><tr><td>FY 2010-2011</td><td>9.98</td><td>8.15</td></tr><tr><td>FY 2011-2012</td><td>-9.50</td><td>-9.31</td></tr><tr><td>FY 2012-2013</td><td>5.76</td><td>6.06</td></tr></tbody></table>		Scheme Returns	Benchmark Returns	Last 1 year	7.77%	8.26%	Last 3 years	1.52%	1.11%	Last 5 years	-0.39%	2.60%	Since Inception	1.09%	6.80%		HUOF - Growth	S&P BSE 200	FY 2008-2009	-47.38	-40.98	FY 2009-2010	79.92	92.87	FY 2010-2011	9.98	8.15	FY 2011-2012	-9.50	-9.31	FY 2012-2013	5.76	6.06	<table><thead><tr><th></th><th>Scheme Returns</th><th>Benchmark Returns</th></tr></thead><tbody><tr><td>Last 1 year</td><td>-3.87%</td><td>-10.03%</td></tr><tr><td>Last 3 years</td><td>-6.97%</td><td>-11.56%</td></tr><tr><td>Last 5 years</td><td>-3.21%</td><td>-5.98%</td></tr><tr><td>Since Inception</td><td>-2.94%</td><td>-3.53%</td></tr></tbody></table> <p>Absolute Returns</p> <table><thead><tr><th></th><th>HSCF - Growth</th><th>S&P SMALL CAP</th></tr></thead><tbody><tr><td>FY 2008-2009</td><td>-52.23</td><td>-58.60</td></tr><tr><td>FY 2009-2010</td><td>123.83</td><td>161.73</td></tr><tr><td>FY 2010-2011</td><td>0.04</td><td>-3.78</td></tr><tr><td>FY 2011-2012</td><td>-3.78</td><td>-16.52</td></tr><tr><td>FY 2012-2013</td><td>-3.08</td><td>-12.51</td></tr></tbody></table>		Scheme Returns	Benchmark Returns	Last 1 year	-3.87%	-10.03%	Last 3 years	-6.97%	-11.56%	Last 5 years	-3.21%	-5.98%	Since Inception	-2.94%	-3.53%		HSCF - Growth	S&P SMALL CAP	FY 2008-2009	-52.23	-58.60	FY 2009-2010	123.83	161.73	FY 2010-2011	0.04	-3.78	FY 2011-2012	-3.78	-16.52	FY 2012-2013	-3.08	-12.51
	Scheme Returns	Benchmark Returns																																																																																																				
Last 1 year	14.81%	8.26%																																																																																																				
Last 3 years	4.42%	1.11%																																																																																																				
Last 5 years	7.73%	2.60%																																																																																																				
Since Inception	7.48%	5.25%																																																																																																				
	HTSF - Growth	S&P BSE 200																																																																																																				
FY 2008-2009	30.10	-40.98																																																																																																				
FY 2009-2010	87.14	92.87																																																																																																				
FY 2010-2011	5.80	8.15																																																																																																				
FY 2011-2012	-4.43	-9.31																																																																																																				
FY 2012-2013	12.94	6.06																																																																																																				
	Scheme Returns	Benchmark Returns																																																																																																				
Last 1 year	7.77%	8.26%																																																																																																				
Last 3 years	1.52%	1.11%																																																																																																				
Last 5 years	-0.39%	2.60%																																																																																																				
Since Inception	1.09%	6.80%																																																																																																				
	HUOF - Growth	S&P BSE 200																																																																																																				
FY 2008-2009	-47.38	-40.98																																																																																																				
FY 2009-2010	79.92	92.87																																																																																																				
FY 2010-2011	9.98	8.15																																																																																																				
FY 2011-2012	-9.50	-9.31																																																																																																				
FY 2012-2013	5.76	6.06																																																																																																				
	Scheme Returns	Benchmark Returns																																																																																																				
Last 1 year	-3.87%	-10.03%																																																																																																				
Last 3 years	-6.97%	-11.56%																																																																																																				
Last 5 years	-3.21%	-5.98%																																																																																																				
Since Inception	-2.94%	-3.53%																																																																																																				
	HSCF - Growth	S&P SMALL CAP																																																																																																				
FY 2008-2009	-52.23	-58.60																																																																																																				
FY 2009-2010	123.83	161.73																																																																																																				
FY 2010-2011	0.04	-3.78																																																																																																				
FY 2011-2012	-3.78	-16.52																																																																																																				
FY 2012-2013	-3.08	-12.51																																																																																																				
	<p>*Past performance may or may not be sustained in the future.</p> <p>^ Returns for 1 year & above are Compounded Annualised; Return below 1 year are absolute. Calculations are based on Growth Option NAVs. For disclosures on point to point returns on a standard investment of Rs 10,000/- & other related performance disclosures, please refer to page No. 10 to 13.</p>																																																																																																					
Recurring Expenses	Actual Expenses for the previous financial year ended March 31, 2013																																																																																																					
	<table><thead><tr><th>HSBC Tax Saver Equity Fund</th><th>Total Expenses (Rs.)</th><th>% to Net Assets</th></tr></thead><tbody><tr><td>HTSF</td><td>51,072,398.97</td><td>2.55</td></tr><tr><td>HTSF - Direct Plan</td><td>16,313.61</td><td>1.79</td></tr></tbody></table>	HSBC Tax Saver Equity Fund	Total Expenses (Rs.)	% to Net Assets	HTSF	51,072,398.97	2.55	HTSF - Direct Plan	16,313.61	1.79	<table><thead><tr><th>HSBC Unique Opportunities Fund</th><th>Total Expenses (Rs.)</th><th>% to Net Assets</th></tr></thead><tbody><tr><td>HUOF</td><td>16,627,299.50</td><td>2.67</td></tr><tr><td>HUOF - Direct Plan</td><td>330.55</td><td>1.90</td></tr></tbody></table>	HSBC Unique Opportunities Fund	Total Expenses (Rs.)	% to Net Assets	HUOF	16,627,299.50	2.67	HUOF - Direct Plan	330.55	1.90	<table><thead><tr><th>HSBC Small Cap Fund</th><th>Total Expenses (Rs.)</th><th>% to Net Assets</th></tr></thead><tbody><tr><td>HSCF</td><td>5,074,034.72</td><td>2.68</td></tr><tr><td>HSCF - Direct Plan</td><td>1,161.92</td><td>2.09</td></tr></tbody></table>	HSBC Small Cap Fund	Total Expenses (Rs.)	% to Net Assets	HSCF	5,074,034.72	2.68	HSCF - Direct Plan	1,161.92	2.09																																																																								
HSBC Tax Saver Equity Fund	Total Expenses (Rs.)	% to Net Assets																																																																																																				
HTSF	51,072,398.97	2.55																																																																																																				
HTSF - Direct Plan	16,313.61	1.79																																																																																																				
HSBC Unique Opportunities Fund	Total Expenses (Rs.)	% to Net Assets																																																																																																				
HUOF	16,627,299.50	2.67																																																																																																				
HUOF - Direct Plan	330.55	1.90																																																																																																				
HSBC Small Cap Fund	Total Expenses (Rs.)	% to Net Assets																																																																																																				
HSCF	5,074,034.72	2.68																																																																																																				
HSCF - Direct Plan	1,161.92	2.09																																																																																																				
	Maximum expenses that can be charged as per Reg 52(6)(c) & 52 (6A)(c)																																																																																																					
	<table><tr><td>Upto 100 crores : 2.70%</td><td>100-400 crores : 2.45%</td><td>400-700 crores : 2.20%</td><td>Above 700 crores : 1.95%</td></tr></table>	Upto 100 crores : 2.70%	100-400 crores : 2.45%	400-700 crores : 2.20%	Above 700 crores : 1.95%																																																																																																	
Upto 100 crores : 2.70%	100-400 crores : 2.45%	400-700 crores : 2.20%	Above 700 crores : 1.95%																																																																																																			
	Additional expenses of upto 30 bps under Regulation 52 (6A) (b) for new inflows from specified cities may also be charged.																																																																																																					
	The Direct Plan expenses will have lower expense ratio than the existing plans under each of the schemes and shall exclude the distribution and commission expenses.																																																																																																					
	Service tax on investment and advisory fees shall be charged to the respective schemes in addition to the maximum limit of total recurring expenses as permitted under Regulation 52 of the Regulations. Service tax on any other fees/expenses incurred by the schemes shall be borne by the respective schemes within the overall limit of the total recurring expenses.																																																																																																					

Features	HSBC BRAZIL FUND
Type	An open-ended Fund of Funds Scheme
Investment Objective	To provide long term capital appreciation by investing predominantly in units/shares of HSBC Global Investment Funds (HGIF) Brazil Equity Fund. The Scheme may, at the discretion of the Investment Manager, also invest in the units of other similar overseas mutual fund schemes, which may constitute a significant part of its corpus. The Scheme may also invest a certain proportion of its corpus in money market instruments and/or units of liquid mutual fund schemes, in order to meet liquidity requirements from time to time.
Date of Inception	6 May, 2011

Features	HSBC BRAZIL FUND																	
Asset Allocation Pattern	Please refer to page 4																	
Investment Strategy	The Scheme will invest predominantly in units / shares of HGIF Brazil Equity Fund. The Scheme may, at the discretion of the Investment Manager, also invest in the units of other similar overseas mutual fund schemes, which may constitute a significant part of its corpus. The Scheme may also invest a certain proportion of its corpus in money market instruments and/ or units of liquid mutual fund schemes, in order to meet liquidity requirements from time to time.																	
Risk Profile	Mutual Fund units involve investment risks including the possible loss of principal. Please read the Combined SID carefully for details on risk factors before investment. Please refer to page 14 for the summarized scheme specific risk factors under "Common Features for all Schemes"																	
Risk Mitigation Factors	Risks & Description Risk Factors associated with Money Markets <ul style="list-style-type: none">Investments in money market instruments would involve a moderate credit risk i.e. risk of an issuer's liability to meet the principal payments.Money market instruments may also be subject to price volatility due to factors such as changes in interest rates, general level of market liquidity and market perception of credit worthiness of the issuer of such instruments.The NAV of the Scheme's Units, to the extent that the corpus of the Scheme is invested in money market instruments, will be affected by the changes in the level of interest rates. Risk Factors for Underlying scheme (HGIF Brazil Equity Fund) Please refer to Page 15. Risks associated with Investing in Foreign Securities Please refer to Page 15.	Risk Mitigants / Management Strategy <ul style="list-style-type: none">Market Risk : Investment approach supported by comprehensive research.Currency Risk : Investment Manager could use (there is no obligation) derivatives to hedge currency.Country Risk : Investment universe is carefully selected to include high quality businesses.Liquidity Risk : Robust process for periodic monitoring of liquidity.Sector Concentration Risk : Investment across market capitalization spectrum and industries/ sectors.Legal/Tax/Regulatory Risk : This risk is dependent upon a future event and will be clearly communicated to the investor.Emerging market Risks and Risks associated with foreign investments : The Fund will, where necessary, appoint intermediaries of repute as advisors, custodian/sub-custodians etc. for managing and administering foreign investments.																
Plan	In addition to the existing plan a separate plan has been introduced for direct investments as Direct Plan effective January 1, 2013.																	
Options and Sub-Options	Options: Growth & Dividend Sub-Options: Dividend Payout and Dividend Reinvestment																	
Applicable NAV for ongoing Subscriptions and Redemptions (including switch ins / switch outs)	<ul style="list-style-type: none">Where the valid application is received upto 3.00 p.m. with a local cheque or demand draft payable at par at the place where it is received, the closing NAV of the day of receipt of application will be applicable.Where the valid application is received after 3.00 p.m. with a local cheque or demand draft payable at par at the place where it is received, the closing NAV of the next Business Day will be applicable.Where the valid application is received with an outstation cheque or demand draft which is not payable on par at the place where it is received, the closing NAV of day on which the cheque or demand draft is credited will be applicable. However in respect of purchase of units of all mutual fund schemes (other than liquid schemes), the closing NAV of the day on which the funds are available for utilisation will be applicable for application amount equal to or more than Rs 2 lakhs, provided the application is received and funds are available for utilization before the applicable cut-off time.																	
Load Structure (including SIP/STP where applicable)	Entry Load* : Nil. Exit Load : Nil. The exit loads set forth above is subject to change at the discretion of the AMC and such changes shall be implemented prospectively. Please refer "Load Structure" under Common Features of all Schemes on page 16. *In terms of SEBI circular no. SEBI/IMD/CIR No.4/ 168230/09 dated June 30, 2009, no entry load will be charged by the Scheme to the investor effective August 1, 2009. Upfront commission shall be paid directly by the investor to the AMFI registered Distributors based on the investors assessment of various factors including the service rendered by the distributors.																	
Waiver of load for Direct Application	Pursuant to SEBI Circular No. SEBI/IMD/CIR No. 4/168230/09 dated June 30, 2009, no Entry Load will be charged for all Mutual Fund Schemes. Therefore, the procedure for Waiver of Load for Direct Applications is no longer applicable.																	
Minimum Application / Repurchase / Additional Amount +	Purchase : Rs. 10,000/- and multiples of Re. 1/- thereafter Additional Purchase : Rs. 1,000/- and multiples of Re. 1/- thereafter Repurchase : Rs. 1,000/- and multiples of Re. 1/- thereafter + The requirement of minimum subscription amount will not be applicable in case of SIP for scheme(s) where SIP facility is available. Refer to the Combined SID/Addendums thereto for further details.																	
Despatch of Redemption Request	Within 10 working days of the receipt of the valid redemption request at the Official Points of Acceptance of Transactions of the Registrar and the AMC. The Fund would endeavour to dispatch redemption proceeds within 7 Business Days under normal circumstances on receiving a valid request.																	
Fund Manager	Piyush Harlalka will be the dedicated Fund Manager for managing the overseas investments in various schemes as permitted under the Regulations, guidelines and circulars issued from time to time.																	
Benchmark Index	MSCI Brazil 10/40 Index																	
Dividend Policy	Declaration of dividend is subject to the availability of distributable surplus. Such dividends if declared will be paid under normal circumstances, only to those Unitholders who have opted for Dividend sub-options with specified sub-options. Further, no exit load shall be charged for units allotted under dividend reinvestment option. However, it must be distinctly understood that the actual declaration of dividends under the Scheme and the frequency thereof will, inter alia, depend upon the distributable surplus of the Scheme. The Trustees reserve the right of dividend declaration and to change the frequency, date of declaration and the decision of the Trustees in this regard shall be final. There is no assurance or guarantee to unit holders as to the rate of dividend distribution nor that the dividend will be regularly paid. The dividend that may be paid out of the net surplus of the Scheme will be paid only to those Unitholders whose names appear in the register of Unitholders on the notified record date. The dividend will be at such rate as may be decided by the AMC in consultation with the Trustees.																	
Performance of the Scheme* (As on 28 March, 2013)	<table><thead><tr><th></th><th>Scheme Returns</th><th>Benchmark Returns</th></tr></thead><tbody><tr><td>Last 1 Year</td><td>-2.70%</td><td>-14.53%</td></tr><tr><td>Since Inception ^</td><td>-1.30%</td><td>-12.44%</td></tr></tbody></table> <p>*Past performance may or may not be sustained in the future. ^ Returns for 1 year & above are Compounded Annualised; return below 1 year are absolute. Calculations are based on Growth Option NAVs.</p>		Scheme Returns	Benchmark Returns	Last 1 Year	-2.70%	-14.53%	Since Inception ^	-1.30%	-12.44%	<div><div>HBF - Growth</div><div>MSCI Brazil 10/40 Index</div><table><thead><tr><th>Instrument</th><th>Return (%)</th></tr></thead><tbody><tr><td>HBF - Growth</td><td>-2.70</td></tr><tr><td>MSCI Brazil 10/40 Index</td><td>-14.53</td></tr></tbody></table></div>		Instrument	Return (%)	HBF - Growth	-2.70	MSCI Brazil 10/40 Index	-14.53
	Scheme Returns	Benchmark Returns																
Last 1 Year	-2.70%	-14.53%																
Since Inception ^	-1.30%	-12.44%																
Instrument	Return (%)																	
HBF - Growth	-2.70																	
MSCI Brazil 10/40 Index	-14.53																	
Recurring Expenses	Actual Expenses for the previous financial year ended March 31, 2013																	
	<table><thead><tr><th>HSBC Brazil Fund</th><th>Total Expenses (Rs.)</th><th>% to Net Assets</th></tr></thead><tbody><tr><td>HBF</td><td>43,227,223.72</td><td>1.77</td></tr><tr><td>HBF - Direct Plan</td><td>8,825.87</td><td>0.91</td></tr></tbody></table>	HSBC Brazil Fund	Total Expenses (Rs.)	% to Net Assets	HBF	43,227,223.72	1.77	HBF - Direct Plan	8,825.87	0.91	<table><thead><tr><th>Maximum expenses that can be charged as per Reg 52(6)(a) & 52 (6A)(c)</th><th>2.70%^</th></tr></thead></table>	Maximum expenses that can be charged as per Reg 52(6)(a) & 52 (6A)(c)	2.70%^	<p>Additional expenses of upto 30 bps under Regulation 52 (6A) (b) for new inflows from specified cities may also be charged. The Direct Plan expenses will have lower expense ratio than the existing plans under each of the schemes and shall exclude the distribution and commission expenses. Service tax on investment and advisory fees shall be charged to the respective schemes in addition to the maximum limit of total recurring expenses as permitted under Regulation 52 of the Regulations. Service tax on any other fees/expenses incurred by the schemes shall be borne by the respective schemes within the overall limit of the total recurring expenses. ^^ Since the scheme is a FoF scheme, the investors will also have to bear the expenses of the underlying scheme(s) into which HBF invests. However, the total expenses of both (HBF as well as the underlying scheme(s) in which HBF invests) shall not exceed 2.70% of the net assets of HBF.</p>				
HSBC Brazil Fund	Total Expenses (Rs.)	% to Net Assets																
HBF	43,227,223.72	1.77																
HBF - Direct Plan	8,825.87	0.91																
Maximum expenses that can be charged as per Reg 52(6)(a) & 52 (6A)(c)	2.70%^																	

COMPARATIVE PERFORMANCE OF EQUITY SCHEMES

Funds Managed by Tushar Pradhan

HSBC Equity Fund		Date of Inception : 10 Dec 02		
Scheme Name & Benchmarks	April 2012 - March 2013	April 2011 - March 2012	April 2010 - March 2011	Since Inception
HSBC Equity Fund - Growth	4.20%	-8.90%	9.67%	24.76%
CNX Nifty Index (Standard Benchmark)	6.93%	-9.13%	10.27%	17.41%
S&P BSE 200 (Scheme Benchmark)	5.41%	-9.55%	7.27%	18.68%
₹ 10,000, if invested in HEF - Growth, would have become	₹ 10,420	₹ 9,110	₹ 10,967	₹ 98,173
₹ 10,000, if invested in CNX Nifty Index, would have become	₹ 10,693	₹ 9,087	₹ 11,027	₹ 52,409
₹ 10,000, if invested in S&P BSE 200, would have become	₹ 10,541	₹ 9,045	₹ 10,727	₹ 58,573

Past performance may or may not be sustained in the future. Refer note below.

HSBC India Opportunities Fund		Date of Inception : 24 Feb 04		
Scheme Name & Benchmarks	April 2012 - March 2013	April 2011 - March 2012	April 2010 - March 2011	Since Inception
HSBC India Opportunities Fund - Growth	0.21	-3.60	11.00	14.45
CNX Nifty Index (Standard Benchmark)	6.93	-9.13	10.27	13.06
S&P BSE 500 (Scheme Benchmark)	4.14	-9.47	6.55	13.22
₹ 10,000, if invested in HIOF - Growth, would have become	₹ 10,021	₹ 9,640	₹ 11,100	₹ 34,233
₹ 10,000, if invested in CNX Nifty Index, would have become	₹ 10,693	₹ 9,087	₹ 11,027	₹ 30,608
₹ 10,000, if invested in S&P BSE 200, would have become	₹ 10,414	₹ 9,053	₹ 10,655	₹ 31,023

Past performance may or may not be sustained in the future. Refer note below.

HSBC Dynamic Fund		Date of Inception : 24 Sep 07		
Scheme Name & Benchmarks	April 2012 - March 2013	April 2011 - March 2012	April 2010 - March 2011	Since Inception
HSBC Dynamic Fund - Growth	1.59%	-8.24%	8.77%	-0.65%
CNX Nifty Index (Standard Benchmark)	6.93%	-9.13%	10.27%	2.24%
S&P BSE 200 (Scheme Benchmark)	5.41%	-9.55%	7.27%	1.55%
₹ 10,000, if invested in HDF - Growth, would have become	₹ 10,159	₹ 9,176	₹ 10,877	₹ 9,648
₹ 10,000, if invested in CNX Nifty Index, would have become	₹ 10,693	₹ 9,087	₹ 11,027	₹ 11,303
₹ 10,000, if invested in S&P BSE 200, would have become	₹ 10,541	₹ 9,045	₹ 10,727	₹ 10,889

Past performance may or may not be sustained in the future. Refer note below.

Fund Managed by Aditya Khemani

HSBC Tax Saver Equity Fund		Date of Inception : 05 Jan 07		
Scheme Name & Benchmarks	April 2012 - March 2013	April 2011 - March 2012	April 2010 - March 2011	Since Inception
HSBC Tax Saver Equity Fund - Growth	11.90%	-4.42%	4.41%	7.00%
CNX Nifty Index (Standard Benchmark)	6.93%	-9.13%	10.27%	5.53%
S&P BSE 200 (Scheme Benchmark)	5.41%	-9.55%	7.27%	4.99%
₹ 10,000, if invested in HTSEF - Growth, would have become	₹ 11,190	₹ 9,558	₹ 10,441	₹ 15,263
₹ 10,000, if invested in CNX Nifty Index, would have become	₹ 10,693	₹ 9,087	₹ 11,027	₹ 13,995
₹ 10,000, if invested in S&P BSE 200, would have become	₹ 10,541	₹ 9,045	₹ 10,727	₹ 13,556

Past performance may or may not be sustained in the future. Refer note below.

Fund Managed by Gaurav Mehrotra and Amaresh Mishra

HSBC Unique Opportunities Fund		Date of Inception : 21 Mar 07		
Scheme Name & Benchmarks	April 2012 - March 2013	April 2011 - March 2012	April 2010 - March 2011	Since Inception
HSBC Unique Opportunities Fund - Growth	4.82%	-9.79%	8.92%	0.79%
CNX Nifty Index (Standard Benchmark)	6.93%	-9.13%	10.27%	6.71%
S&P BSE 200 (Scheme Benchmark)	5.41%	-9.55%	7.27%	6.52%
₹ 10,000, if invested in HUOFund - Growth, would have become	₹ 10,482	₹ 9,021	₹ 10,892	₹ 10,486
₹ 10,000, if invested in CNX Nifty Index, would have become	₹ 10,693	₹ 9,087	₹ 11,027	₹ 14,808
₹ 10,000, if invested in S&P BSE 200, would have become	₹ 10,541	₹ 9,045	₹ 10,727	₹ 14,648

Past performance may or may not be sustained in the future. Refer note below.

Data for the period April to March has been considered in all cases, except for 'Since Inception' returns. 'Since Inception' (%) returns are compounded annualised, other % returns are absolute. 'Since inception' returns are calculated on Rs 10 invested at inception. Standard benchmark is prescribed by SEBI for long-term equity schemes and is used for comparison purposes. Returns on Rs 10,000 are point-to-point returns for the specific time period, invested at the start of the period. The returns provided above have been rounded off and hence there may be minor differences between point-to-point returns vis-a-vis returns indicated above.

Funds Managed by Piyush Harlalka

HSBC Emerging Markets Fund		Date of Inception : 17 Mar 08		
Scheme Name & Benchmarks	April 2012 - March 2013	April 2011 - March 2012	April 2010 - March 2011	Since Inception
HSBC Emerging Markets Fund - Growth	4.55%	-6.74%	11.30%	0.70%
MSCI Emerging Market Index	1.77%	-7.26%	9.33%	1.25%
CNX Nifty Index (Standard Benchmark)	6.93%	-9.13%	10.27%	4.32%
₹ 10,000, if invested in HMEF, would have become	₹ 10,455	₹ 9,326	₹ 11,130	₹ 10,360
₹ 10,000, if invested in MSCI Emerging Market Index, would have become	₹ 10,177	₹ 9,274	₹ 10,933	₹ 10,646
₹ 10,000, if invested in CNX Nifty Index, would have become	₹ 10,693	₹ 9,087	₹ 11,027	₹ 12,380

Past performance may or may not be sustained in the future. Refer note below.

HSBC Brazil Fund		Date of Inception : 6 May 11		
Scheme Name & Benchmarks	April 2012 - March 2013	Since Inception		
HSBC Brazil Fund - Growth	-2.50%	-1.68%		
MSCI Brazil 10/40 Index	-14.53%	-12.43%		
CNX Nifty Index (Standard Benchmark)	6.93%	0.22%		
₹ 10,000, if invested in HBF, would have become	₹ 9,750	₹ 9,681		
₹ 10,000, if invested in MSCI Brazil 10/40 Index, would have become	₹ 8,547	₹ 7,772		
₹ 10,000, if invested in CNX Nifty Index, would have become	₹ 10,693	₹ 10,042		

Past performance may or may not be sustained in the future. Refer note below.

Funds Managed by Dhiraj Sachdev

HSBC Progressive Themes Fund		Date of Inception : 23 Feb 06		
Scheme Name & Benchmarks	April 2012 - March 2013	April 2011 - March 2012	April 2010 - March 2011	Since Inception
HSBC Progressive Themes Fund - Growth	-10.58%	-4.28%	-11.23%	0.30%
CNX Nifty Index (Standard Benchmark)	6.93%	-9.13%	10.27%	8.79%
S&P BSE 200 (Scheme Benchmark)	5.41%	-9.55%	7.27%	8.29%
₹ 10,000, if invested in HPTF - Growth, would have become	₹ 8,942	₹ 9,572	₹ 8,877	₹ 10,215
₹ 10,000, if invested in CNX Nifty Index, would have become	₹ 10,693	₹ 9,087	₹ 11,027	₹ 18,206
₹ 10,000, if invested in S&P BSE 200, would have become	₹ 10,541	₹ 9,045	₹ 10,727	₹ 17,624

Past performance may or may not be sustained in the future. Refer note below.

HSBC Midcap Equity Fund		Date of Inception : 19 May 05		
Scheme Name & Benchmarks	April 2012 - March 2013	April 2011 - March 2012	April 2010 - March 2011	Since Inception
HSBC Midcap Equity Fund - Growth	-8.82%	-8.51%	-10.38%	7.17%
CNX Nifty Index (Standard Benchmark)	6.93%	-9.13%	10.27%	13.96%
S&P BSE MID CAP (Scheme Benchmark)	-4.30%	-9.14%	0.11%	8.43%
₹ 10,000, if invested in HMEF - Growth, would have become	₹ 9,118	₹ 9,149	₹ 8,962	₹ 17,263
₹ 10,000, if invested in CNX Nifty Index, would have become	₹ 10,693	₹ 9,087	₹ 11,027	₹ 28,002
₹ 10,000, if invested in S&P BSE MID CAP, would have become	₹ 9,570	₹ 9,086	₹ 10,011	₹ 18,919

Past performance may or may not be sustained in the future. Refer note below.

HSBC Small Cap Fund		Date of Inception : 24 Mar 08		
Scheme Name & Benchmarks	April 2012 - March 2013	April 2011 - March 2012	April 2010 - March 2011	Since Inception
HSBC Small Cap Fund - Growth	-6.02%	-18.39%	0.04%	-2.47%
CNX Nifty Index (Standard Benchmark)	6.93%	-9.13%	10.27%	3.85%
S&P BSE SMALL CAP (Scheme Benchmark)	-14.05%	-20.74%	-6.06%	-3.13%
₹ 10,000, if invested in HSCF, would have become	₹ 9,398	₹ 8,161	₹ 10,004	₹ 8,819
₹ 10,000, if invested in CNX Nifty Index, would have become	₹ 10,693	₹ 9,087	₹ 11,027	₹ 12,093
₹ 10,000, if invested in S&P BSE SMALL CAP, would have become	₹ 8,595	₹ 7,926	₹ 9,394	₹ 8,522

Past performance may or may not be sustained in the future. Refer note below.

Data for the period April to March has been considered in all cases, except for 'Since Inception' returns. 'Since Inception' (%) returns are compounded annualised, other % returns are absolute. 'Since inception' returns are calculated on Rs 10 invested at inception. Standard benchmark is prescribed by SEBI for long-term equity schemes and is used for comparison purposes. Returns on Rs 10,000 are point-to-point returns for the specific time period, invested at the start of the period. The returns provided above have been rounded off and hence there may be minor differences between point-to-point returns vis-a-vis returns indicated above.

COMMON FEATURES FOR ALL SCHEMES

Daily Net Asset Value (NAV) Publication

The NAV will be declared on all Business Days and will be published in two newspapers. The NAVs can also be viewed on www.assetmanagement.hsbc.com/in and www.amfiindia.com (You can also telephone us at 1800-200-2434).

For Investor Grievances please contact

Registrar : Computer Age Management Services Private Limited (CAMS),
Unit: HSBC Mutual Fund
No. 4, Nehru Nagar West, Kalapatti Main Road, Civil Aerodrome Post,
Coimbatore - 641 014.

Mutual Fund : Rheitu Bansal

HSBC Asset Management (India) Private Limited,
16, Veer Nariman Road, Fort, Mumbai 400 001.

Tel.: 1800-200-2434. Fax : 40029600. E-mail : hsbcmf@hsbc.co.in

Unitholders' Information

Account Statements

(i) On acceptance of the application for subscription, an allotment confirmation specifying the number of units allotted will be sent to the Unit holders' by way of email and/or SMS to the registered e-mail address and/or mobile number, within 5 Business Days from the date of closure of the initial subscription list and/or from the date of receipt of the request from the Unit holders'.

(ii) Thereafter, a Consolidated Account Statement (CAS) for each calendar month shall be sent by email on or before 10th of the succeeding month to those Unit holder(s) in whose folio(s) transaction (s) has/have taken place during the month and have provided their valid Permanent Account Number (PAN).

In the event that the registered email address of the Unit holder is not available with the Fund, the CAS will be sent as a physical statement. In such cases, an allotment confirmation as mentioned in (i) above cannot be sent and the CAS sent for the month will reflect the allotments effected during the month. Due to this regulatory change, the Fund will from the effective date, cease to send physical fund specific Account Statement to Unitholders after every financial transaction including systematic transactions as was the practice earlier.

(iii) However, for folios not included in CAS, the Fund will henceforth issue a separate fund specific Account Statement to the Unitholders on a monthly basis, pursuant to any financial transaction in such folios on or before 10th day of succeeding month, by email to the registered email address. In the event that the registered email address of the Unitholder is not available with the Fund, a physical statement will be sent. Further, an e-CAS will be sent either to the email id updated in KYC records or to the email id available in the last transacted folio. Unitholders are requested to update a common email id across all folios with different mutual funds and also in their KYC records

(iv) In case of a New Fund Offer (NFO), the Fund will send an allotment confirmation specifying the number of units allotted to the applicant by way of a physical Account Statement or an email and/or SMS to the Unitholder's registered address, email address and/or mobile number, as the case may be, not later than five business days from the date of closure of the NFO.

(v) The statement of holding of the beneficiary account holder for units held in demat will be sent by the respective DPs periodically. Unit holders holding Units in physical mode and intending to get their Units dematerialized may submit the Demat Request Form (DRF) to the DP. Unit holder will be required to fill in a DRF along with the relevant details and submit the same to the Registrar along with the account statement to be dematerialized. The sequence of names in the account statement must be same as that in the demat account.

(vi) Further, the CAS detailing the holdings across schemes of all mutual funds at the end of every six months (i.e. September/ March), shall be sent by e-mail on or before 10th day of succeeding month, to all such Unit holders in whose folios no transaction has taken place during that period. The half yearly consolidated account statement will be sent by e-mail to the Unit holders whose e-mail address is available, unless the registered email address of the Unit holder is not available with the Fund.

For more details, please refer the Combined Scheme Information Document (SID) and Statement of Additional Information (SAI).

Annual Financial Results

A schemewise Annual Report of the Fund or an abridged summary thereof shall be mailed to all Unitholders as soon as may be but not later than 4 months from the date of closure of the relevant accounting year (i.e. 31st March of each year). The abridged / Full schemewise Annual Report shall contain such details as are required under the Regulations / Circular issued thereafter. A full copy of the schemewise / abridged annual report shall be made available for inspection at the Head Office of the Fund and a copy shall be made available to the Unitholders on request, on payment of nominal fees if any. These results shall also be displayed on the website of the Mutual Fund and Association of Mutual Funds in India (AMFI). Full Annual Report shall be disclosed on our website, www.assetmanagement.hsbc.com/in.

The Fund shall, from the financial year 2011-12 onwards, send the Schemewise annual report/abridged summary thereof as under:

- (i) By e-mail, to those unit holders' whose e-mail address is available with the Fund;
- (ii) In physical form, to those unit holders' whose email address is not available with the Fund and/or to those unit holders' who have specifically opted/requested for physical report.

Unit holders are therefore requested to update their email address with the Fund to receive annual reports through email.

Monthly Portfolio and Half-yearly Financial Results Disclosure

The Fund will disclose the monthly portfolio as on the last day of the month for all its schemes on its website on or before the tenth day of the succeeding month. The Fund will make half-yearly disclosure of the schemes unaudited financial results on its website within one month from the close of each half year i.e. on 31st March and on 30th September. An advertisement disclosing the hosting of such financial results on the website will be issued in at least one English daily newspaper having nationwide circulation and in a newspaper having wide circulation published in the language of the region where the Head Office of the mutual fund is situated.

Half yearly portfolio disclosure

The Fund shall before the expiry of 1 month from the close of each half year, that is as on 31 March and 30 September, publish its unaudited financial results and complete statement of the Scheme's portfolios, in one English daily newspaper circulating in the whole of India and in a newspaper published in the language of the region where the Head Office of the Fund is situated and update the same on the Fund's website at www.assetmanagement.hsbc.com/in and on AMFI's website at www.amfiindia.com, in the formats as prescribed by SEBI.

Important Information for Ongoing Subscriptions

HSBC Midcap Equity Fund

The Trustees / AMC reserve the right to temporarily suspend subscriptions, switches into the Scheme, if the assets under management of the Scheme exceeds Rs. 700 crores. However, as it may not be possible to ensure that the assets under management does not exceed Rs. 700 crores at the point of time of subscription, any excess amounts collected in the Scheme would be retained until the suspension of subscriptions, switches into the Scheme takes effect. The suspension will be for a minimum period of 1 month or until the assets under management fall below Rs. 700 crores, due to redemptions, market forces or for any other reason, whichever is later. The suspension will not however affect Dividend reinvestment options, Systematic Investment Plans, Systematic Transfer Plans or other standing instructions which have been entered into by the investors at any time prior to the date from which the suspension takes effect. The Trustees / AMC also reserve the right to review the amount, frequency and methodology by which the suspension of further sale of units will be enforced. All decisions of the Trustees / AMC will take effect prospectively and be communicated to the investors from time to time by arranging to display a notice in the Investor Service Centres and issuing advertisements in 2 newspapers, at least 1 day prior to the decision taking effect. All decisions of the Trustees / AMC will be made in the interest of the investors and will be subject to the SEBI Regulations.

HSBC Small Cap Fund

The maximum subscription that can be mobilized in the Scheme will be Rs. 500 crore. Once the maximum subscription amount is mobilized in the Scheme, fresh subscriptions into the Scheme will be suspended till further notice and a communication in this regard will be made to investors.

HSBC Emerging Markets Fund

The Trustees / AMC reserve the right to temporarily suspend subscriptions, switches including SIP / STP into Schemes, if the asset under management of the Scheme exceed the maximum permissible limit as mentioned under the heading on "Policy on Offshore Investments by the Scheme(s) and the Plan(s) thereunder" of this Combined Scheme Information Document.

HSBC Brazil Fund

The AMC/Trustee reserves the right to temporarily suspend subscriptions in/switches into the Scheme or subsequent instalments of HSBC SIP / HSBC STP will be stopped from the month in which the subscriptions exceed the maximum permissible limits prescribed by SEBI for overseas investments as mentioned under the heading on "Policy on Offshore Investments by the Scheme" in the SID (currently the limit for all the schemes of HSBC Mutual Fund put together is equivalent to US \$ 300 mn).

Scheme Specific Risk Factors

Risk factors associated with investing in Equity or Equity related Securities

● Equity instruments by nature are volatile and prone to price fluctuations on a daily basis due to both macro and micro factors. ● Trading volumes, settlement periods and transfer procedures may restrict the liquidity of these investments. Different segments of financial markets have different settlement periods and such periods may be extended significantly by unforeseen circumstances. The inability of the Scheme(s) to make intended securities' purchases due to settlement problems could cause the Scheme(s) to miss certain investment opportunities. In the view of the Fund Manager, investing in Mid and Small Cap stocks are riskier than investing in Large Cap Stocks. ● To the extent the assets of the scheme are invested in overseas financial assets, there may be risks associated with currency movements, exchange controls, settlements, restrictions on repatriation and transaction procedures in overseas market. ● The Scheme(s) at times may receive large number of redemption requests which may have an adverse impact on the performance of the Scheme(s) and may also affect all the unit holders as the fund manager needs to liquidate securities to meet the redemptions post which the portfolio is likely to be less liquid.

Applicable only for HUOF: Investing in stocks of companies in 'Out of Ordinary Conditions', Mid and Small Cap stocks are riskier than investing in Large Cap Stocks. ● The volumes of trading of the stocks of companies in 'Out of Ordinary Conditions' could be lower than that of large, mid & small cap stocks. The liquidity of investments made in the Scheme may be restricted due to the same. Since the Scheme would invest in stocks of companies in 'Out of Ordinary Conditions', it might under perform the benchmark. ● The Scheme seeks to generate returns out of stocks of companies in 'Out of Ordinary Conditions' that are likely to outperform in the future. This may or may not happen.

Applicable only for HMEF: ● Medium capitalisation stocks have the potential to experience greater volatility and may be less liquid than larger capitalisation stocks. Thus, relative to larger, more liquid stocks, investing in medium capitalization stocks, involves potentially greater volatility and risk. The biggest risk of equity investing is that returns can fluctuate and investors can lose money. ● The Scheme seeks to generate returns by investing in stocks of Medium Cap Companies that have strong or improving fundamentals, high growth potential or are under-priced relative to their intrinsic value. This may or may not happen. However, as with all equity investing, there is the risk that a company will not achieve its expected earnings results, or that an unexpected change in the market or within the company will occur, both of which may adversely affect investment results.

Applicable only for HSCF: ● Historically, small capitalisation stocks have experienced greater volatility than other equity asset classes, and they may be less liquid than larger capitalisation stocks. Thus, relative to larger, more liquid stocks, investing in small capitalization stocks, involves potentially greater volatility and risk. The biggest risk of equity investing is that returns can fluctuate and investors can lose money. ● The Scheme seeks to generate returns by investing in stocks of Small Cap Companies that have strong or improving fundamentals, high growth potential or are under-priced relative to their intrinsic value. This may or may not happen. However, as with all equity investing, there is the risk that a company will not achieve its expected

earnings results, or that an unexpected change in the market or within the company will occur, both of which may adversely affect investment results.

Applicable only for HBF (Underlying Scheme - HGIF Brazil Equity Fund):

- **Market Risk:** The underlying scheme's investments are subject to the risks inherent in all investments in securities i.e. the value of holdings may fall as well as rise.
- **Currency Risk:** As the underlying scheme will invest in securities which are denominated in foreign currencies (e.g. US Dollars), fluctuations in the exchange rates of these foreign currencies or any change in exchange control guidelines may have an impact on the income and value of the scheme.
- **Hedging Risk:** The investment manager to the underlying scheme is permitted, but not obliged, to use hedging techniques to attempt to offset market and currency risks. There is no guarantee that hedging techniques will achieve the desired result.
- **Country Risk:** The portfolio shall be exposed to the political, economic and social risks with respect to Brazil.
- **Liquidity Risk:** Investments can be negatively impacted by low liquidity, poor transparency and greater financial risks.
- **Legal, Tax and Regulatory Risk:** The underlying scheme could be exposed to changes (including retrospective) in legal, tax and regulatory regime which may adversely affect it and the investors.
- **Settlement Risks:** The scheme will be exposed to settlement risk, as Brazil may have different settlement periods and the procedures may be different.
- **Emerging Market Risk:** Economies in Emerging Markets like Brazil generally are heavily dependent upon international trade and, accordingly, have been and may continue to be affected adversely by trade barriers, exchange controls, managed adjustments in relative currency values and other protectionist measures imposed or negotiated by the countries with which they trade.
- **Sector Concentration Risk:** The portfolio may have a high concentration in natural resources sector. Because these investments are limited to narrow segment of the economy, the performance of the scheme could be sensitive to movements in these sectors.
- **Swing Pricing Risk:** There are trading and associated transaction costs involved when there are significant inflows into or significant outflows from the underlying scheme. The dealing charges incurred as a result of such significant flows fall not only on those investors who have just transacted but on all the investors in the underlying scheme thereby diluting the value of their existing shareholders' holding. Introduction of 'Swing Pricing' aims to protect the interest of the existing investors of the underlying scheme from some of the performance dilution that they may suffer as a result of significant inflows and outflows from the underlying scheme. It is a process whereby the underlying scheme adjusts or swings its NAV when a predetermined net capital activity threshold (or swing threshold) is exceeded. Thus, investors of the underlying scheme (including local scheme) may be positively or negatively impacted by application of the swing price factor by the underlying scheme, depending upon whether they are subscribing/redeeming on the date of application of swing price factor. The schemes of the Fund could be exposed to changes in legal, tax and regulatory regime which may adversely affect it and/or the investors. Such changes could also have retrospective effect and could lead to additional taxation imposed on the schemes which was not contemplated either when investments were made, valued or disposed off.

Applicable only for HEMF (Underlying Scheme - HGIF Global Emerging Markets Equity):

- **Swing Pricing Risk:** There are trading and associated transaction costs involved when there are significant inflows into or significant outflows from the underlying scheme. The dealing charges incurred as a result of such significant flows fall not only on those investors who have just transacted but on all the investors in the underlying scheme thereby diluting the value of their existing shareholders' holding. Introduction of 'Swing Pricing' aims to protect the interest of the existing investors of the underlying scheme from some of the performance dilution that they may suffer as a result of significant inflows and outflows from the underlying scheme. It is a process whereby the underlying scheme adjusts or swings its NAV when a predetermined net capital activity threshold (or swing threshold) is exceeded. Thus, investors of the underlying scheme (including local scheme) may be positively or negatively impacted by application of the swing price factor by the underlying scheme, depending upon whether they are subscribing/redeeming on the date of application of swing price factor. The schemes of the Fund could be exposed to changes in legal, tax and regulatory regime which may adversely affect it and/or the investors. Such changes could also have retrospective effect and could lead to additional taxation imposed on the schemes which was not contemplated either when investments were made, valued or disposed off.

Risk factors associated with investing in Fixed Income Securities

Subject to the stated investment objective, the Scheme(s) propose to invest in debt and related instruments.

- **Price-Risk or Interest Rate Risk:** As with all debt securities, changes in interest rates may affect the NAV of the Scheme(s) as the prices of securities increase as interest rates decline and decrease as interest rates rise. Prices of long-term securities generally fluctuate more in response to interest rate changes than do short-term securities. Indian debt markets can be volatile leading to the possibility of price movements up or down in fixed income securities and thereby to possible movements in the NAV.

In the case of floating rate instruments, an additional risk could be due to the change in the spreads of floating rate instruments. If the spreads on floating rate papers rise, then there could be a price loss on these instruments. Secondly in the case of fixed rate instruments that have been swapped for floating rates, any adverse movement in the fixed rate yields vis-à-vis swap rates could result in losses. However, floating rate debt instruments which have periodical interest rate reset, carry a lower interest rate risk as compared to fixed rate debt instruments. In a falling interest rate scenario the returns on floating rate debt instruments may not be better than those on fixed rate debt instruments.

- **Liquidity or Marketability Risk:** This refers to the ease with which a security can be sold at or near to its valuation yield-to-maturity (YTM). The primary measure of liquidity risk is the spread between the bid price and the offer price quoted by a dealer. Liquidity risk is today characteristic of the Indian fixed income market.
- **Credit Risk:** Credit risk or default risk refers to the risk that an issuer of a fixed income security may default (i.e. will be unable to make timely principal and interest payments on the security). Because of this risk, corporate debentures are sold at a yield above those offered on Government Securities, which are sovereign obligations. Normally, the value of a fixed income security will fluctuate depending upon the changes in the perceived level of credit risk as well as any actual event of default. The greater the credit risk, the greater the yield required for someone to be compensated for the increased risk.
- **Reinvestment Risk:** This risk refers to the interest rate levels at which cash

flows received from the securities in the Scheme(s) are reinvested. The additional income from reinvestment is the "interest on interest" component. The risk is that the rate at which interim cash flows can be reinvested may be lower than that originally assumed.

- **Duration Risk:** Duration is a risk measure used to measure the bond / security price changes to potential changes in interest rates. Duration of portfolio x the expected changes in rates = the expected value change in the portfolio. Duration is more scientific measure of risk compare to average maturity of the portfolio. The higher the duration of the portfolio, the greater the changes in value (i.e. higher risk) to movement in interest rates. Modified duration is the duration of a bond / security given its current yield to maturity, put/ call feature, and an expected level of future interest rates.
- **Benchmark Risk:** The floating rate segment of the domestic debt market is not very developed. Currently, majority of the issuance of floating rate papers is linked to NSE MIBOR. As the floating rate segment develops further, more benchmark rates for floating papers may be available in future. The fewer number of benchmark rates could result in limited diversification of the benchmark risk. Different types of securities in which the scheme(s) would invest as given in the Combined Scheme Information Document carry different levels and types of risk. Accordingly the scheme's risk may increase or decrease depending upon its investment pattern. E.g. corporate bonds carry a higher amount of risk than Government Securities. Further even among corporate bonds, bonds which are AAA rated are comparatively less risky than bonds which are AA rated.
- **Prepayment Risk:** The risk associated with the early unscheduled return of principal on a fixed-income security. The early unscheduled return of principal may result in reinvestment risk.
- **Short Selling Risk:** The risk associated with upward movement in market price of security sold short may result in loss. The losses on short position may be unlimited as there is no upper limit on rise in price of a security.

Risks associated with Investing in Foreign Securities

- Since the Scheme(s) would invest only partially in foreign securities, there may not be readily available and widely accepted benchmarks to measure performance of the Scheme(s).
- To manage risks associated with foreign currency and interest rate exposure, the Fund may use derivatives for efficient portfolio management including hedging and in accordance with conditions as may be stipulated by SEBI / RBI from time to time. Offshore investments will be made subject to any / all approvals, conditions thereof as may be stipulated by SEBI/RBI. The Fund may, where necessary, appoint other intermediaries of repute as advisors, custodian/ sub-custodians etc. for managing and administering such investments. The fees and expenses would illustratively include, besides the investment management fees, custody fees and costs, fees of appointed advisors and sub-managers, transaction costs and overseas regulatory costs. To the extent that the assets of the Scheme(s) will be invested in foreign securities denominated in foreign currencies, the Indian Rupee equivalent of the net assets, distributions and income may be adversely affected by changes in the value of certain foreign currencies relative to the Indian Rupee. The repatriation of capital to India may also be hampered by changes in regulations concerning exchange controls or political circumstances as well as the application to it of other restrictions on investment.

Risks associated with Investing in Derivatives

- The Fund may use derivative instruments like stock index futures, option on stocks, stock indices, interest rate swaps, forward rate agreements or other derivative instruments as permitted under the Regulations and guidelines. As and when the Scheme(s) trade in the derivatives market there are risk factors and issues concerning the use of derivatives that investors should understand. Derivative products are specialised instruments that require investment techniques and risk analyses different from those associated with stocks and bonds. The use of a derivative requires an understanding not only of the underlying instrument but also of the derivative itself. There is the possibility that a loss may be sustained by the portfolio as a result of the failure of another party (usually referred to as the "counter party") to comply with the terms of the derivatives contract. Other risks in using derivatives include the risk of mispricing or improper valuation of derivatives and the inability of derivatives to correlate perfectly with underlying assets, rates and indices. Also, the market for derivative instruments is nascent in India and so liquidity risk is also pretty high. Derivative products are leveraged instruments and can provide disproportionate gains as well as disproportionate losses to the investor. Execution of such strategies depends upon the ability of the fund manager to identify such opportunities. Identification and execution of the strategies to be pursued by the fund manager involve uncertainty and decision of fund manager(s) may not always be profitable. No assurance can be given that the fund manager(s) will be able to identify or execute such strategies. The risks associated with the use of derivatives are different from or possibly greater than, the risks associated with investing directly in securities and other traditional investments.

Risks associated with Investing in Securitised Debt

Securitised Debt: Securitised debt papers carry credit risk of the Obligor and are dependent on the servicing of the PTC / Contributions etc. However these are offset suitably by appropriate pool selection as well as credit enhancements specified by Rating Agencies. In cases where the underlying facilities are linked to benchmark rates, the securitised debt papers may be adversely impacted by adverse movements in benchmark rates. However this risk is mitigated to an extent by appropriate credit enhancement specified by rating agencies. Securitised debt papers also carry the risks of prepayment by the obligors. In case of prepayments of securities debt papers, it may result in reduced actual duration as compared to the expected duration of the paper at the time of purchase, which may adversely impact the portfolio yield. These papers also carry risk associated with the collection agent who is responsible for collection of receivables and depositing them. The underlying assets in the case of investment in securitised debt could be mortgages or other assets like credit card receivables, automobile / vehicle / personal / commercial / corporate loans and any other receivables / loans / debt.

The risks associated with the underlying assets can be described as under

Credit card receivables are unsecured. Automobile / vehicle loan receivables are usually secured by the underlying automobile / vehicle and sometimes by a guarantor. Mortgages are secured by the underlying property. Personal loans are usually unsecured. Corporate loans could be unsecured or secured by a charge on fixed assets / receivables of the company or a letter of comfort from the parent company or a guarantee from a bank / financial institution. As a rule of thumb, underlying assets which are secured by a physical asset / guarantor are perceived to be less risky than those which are unsecured. By virtue of this, the risk and therefore the yield in descending order of magnitude would be credit card receivables, personal loans, vehicle / automobile loans, mortgages and corporate loans assuming the same rating.

Swing Pricing Risk

There are trading and associated transaction costs involved when there are significant inflows into or significant outflows from the underlying scheme. The dealing charges incurred as a result of such significant flows fall not only on those investors who have just transacted but on all the investors in the underlying scheme thereby diluting the value of their existing shareholders' holding. Introduction of Swing Pricing aims to protect the interest of the existing investors from some of the performance dilution that they may suffer as a result of significant inflows and outflows from the underlying scheme. It is a process whereby the NAV of the underlying scheme is swung or adjusted when a predetermined net capital activity threshold (or swing threshold) is exceeded. Thus, if Net subscriptions (Total subscriptions – Total redemptions) are above the swing threshold, the NAV per share is swung up by the swing factor. Conversely, if Net redemptions (Total redemptions – Total subscriptions) are above the swing threshold, the NAV per share is swung down by the swing factor. The swing threshold has been set at a level by the underlying scheme which it believes best manages the objective of protecting their existing shareholders from NAV dilution by capturing a significant percentage of the gross amount of deals on any fund whilst maintaining a reasonable level of fund volatility by not swinging the NAV all the time.

Risks associated with Securities Lending

Securities Lending: The risks in lending portfolio securities, as with other extensions of credit, consist of the failure of another party, in this case the approved intermediary, to comply with the terms of agreement entered into between the lender of securities i.e. the Scheme(s) and the approved intermediary.

Load Structure

Entry Load

In accordance with the requirements specified by the SEBI circular no. SEBI/IMD/CIR No. 4/168230/09 dated June 30, 2009, no entry load will be charged for purchase / additional purchase / switch-in accepted by the Fund with effect from August 1, 2009. Similarly, no entry load will be charged with respect to applications for registrations under HSBC Systematic Investment Plan / HSBC Systematic Transfer Plan accepted by the Fund with effect from August 1, 2009. The upfront commission on investment made by the investor, if any, shall be paid to the ARN Holder (AMFI registered Distributor) directly by the investor, based on the investor's assessment of various factors including service rendered by the ARN Holder.

Exit Load / Contingent deferred Sales Charge ('CDSC')

No exit load shall be charged to the investors on the redemptions/switch outs in any of the schemes of the Fund. However, this change is applicable only for the prospective investments made in the schemes of the Fund effective March 1, 2013.

Compliance under FATCA

Foreign Account Tax Compliance Act (FATCA) - The Hiring Incentives to Restore Employment Act (the "Hire Act") was signed into US law in March 2010. It includes

provisions generally known as FATCA. The intention of these is that details of U.S. investors holding assets outside the US will be reported by financial institutions to the IRS, as a safeguard against U.S. tax evasion. As a result of the Hire Act, and to discourage non-U.S. financial institutions from staying outside this regime, financial institutions that do not enter and comply with the regime will be subject to a 30% penalty withholding tax with respect to certain U.S. source income (including dividends) and gross proceeds from the sale or other disposal of property that can produce U.S. source income. The regime will be legally effective from 1 January 2013, however, withholding will only be phased in from 1 January 2014. The basic terms of the Hire Act currently appear to include the Fund as a 'Financial Institution', such that in order to comply, the Fund may require all investors to provide mandatory documentary evidence of their tax residence. However, the Hire Act grants the U.S. Treasury Secretary extensive powers to relax or waive the requirements where an institution is deemed to pose a low risk of being used for the purposes of U.S. tax evasion. The detailed regulations that are expected to define how widely those powers will in fact be exercised have not yet been published, and accordingly the Fund cannot at this time accurately assess the extent of the requirements that FATCA may place upon it.

However, in order to protect its investors from the effect of any penalty withholding, it is the intention of the Fund to be compliant with the requirements of the FATCA regime. Hence, it is possible that this may require the Fund (through its agents or service providers) as far as legally permitted, to report information on the holdings or investment returns of any investor to the US authorities and redeem and/or apply withholding tax to payments to investors who fail to provide the information and documents required to identify their status, or are non-FATCA compliant financial institutions or fall within other categories specified in the regulations.

Tax Benefits of Investing in the Mutual Fund

Investors are advised to refer to the Section on "Taxation on investing in Mutual Funds" in the Statement of Additional Information and also is advised to consult with his or her own tax consultant with respect to the specific tax implications arising out of their participation in the scheme(s).

Notwithstanding anything contained in the SAI, Combined Scheme Information Document and Common Key Information Memorandum of the Scheme(s) the provisions of SEBI (Mutual Funds) Regulations, 1996 and Guidelines thereunder shall be applicable. Investors can also obtain further changes after the date of this Common Key Information Memorandum from the Mutual Fund / Investor Service Centres or distributors.

Important Instructions

- 1) Please refer to the Combined SID, SAI and the Common KIM carefully before filling the Application Form.
- 2) Please refer the sections on "Who can invest" and "Who cannot invest" for a list of eligible investors in the combined SID. Applications from investors resident in USA or Canada will not be accepted.
- 3) All applicants are deemed to have accepted the terms subject to which this offer is being made and bind themselves to the terms upon signing the Application Form and tendering the payment.
- 4) Investors are requested to use the services of AMFI certified Distributors empanelled with the AMC. The AMC shall not be liable to an Investor, with respect to investments made through non-empanelled Distributors.

If the investor wishes to invest directly, i.e. without involving the services of any agent or broker, "DIRECT" should be mentioned in the space provided for "ARN Number" in the Application Form/Transaction Form. Any subsequent change/update/removal of broker code will be based on the written request from the Unit holder and will be on a prospective basis only from the date when the Registrar executes such written instruction.

Employee Unique Identification Number (EUIIN) : SEBI circular CIR/IMD/DF/21/2012 dated September 13, 2012, required creation of a unique identity number of the employee/ relationship manager/ sales person of the distributors interacting with the investor for the sale of mutual fund products, in addition to the AMFI Registration Number (ARN) of the distributor. This has been recommended by SEBI in order to avoid any instance of mis-selling, particularly in advisory based transactions. This would further help tackle the problem of mis-selling even if the employee/relationship manager/sales person leave the employment of the distributor. Due to this regulatory change, all employees of distributors who are involved in sale of mutual fund products are required to obtain an Employee Unique Identification Number (EUIIN). Applications received without a valid EUIIN and/or valid sub-broker code (should be a valid ARN and not an internal code) are subject to rejection by the fund.

- 5) In respect of purchase of units in Equity oriented Schemes with amounts equal to or more than Rs. 2 lakhs, the closing NAV of the business day on which the funds and transaction are available on or before 3 pm shall be applicable.
- 6) **Applications under Power of Attorney / Body Corporate / Registered Society/ Trust / Partnership**

The original Power of Attorney or a duly notarised copy of the Power of Attorney shall be required to be submitted where applications are made under a Power of Attorney.

A company, body corporate, eligible institutions, registered society, trusts, partnership or other eligible non-individuals who apply in the schemes should furnish a certified copy of resolution or authority to make the application as the case may be and a certified copy of the Memorandum and Articles of Association and / or bye-laws and / or Trust Deed and / or Partnership Deed and certificate of registration or any other document as the case may be. In case of a Trust / Fund, it shall submit a certified true copy of the resolution

from the Trustee(s) authorising such purchases. The officials should sign the application under their official designation and furnish a list of authorised signatories. All communications and payments shall be made to the First Applicant only. **Identification of Beneficial Owners :** SEBI vide circular CIR/MIRSD/2/2013 dated 24 January 2013 has advised uniform guidelines to the intermediaries on identification of beneficial owners. For further information, please refer Statement of Additional Information (SAI).

7) PAN Details (PAN Mandatory for all investments)

As per Securities and Exchange Board of India (SEBI) Circular dated 27 April, 2007 and letter dated 25 June, 2007, Permanent Account Number (PAN) has been made the sole identification number for all participants investing in the securities market, irrespective of the amount of investment.

With effect from 1 January, 2008, for all applicable transactions, investors will need to mention their PAN number on Application Form / Transaction Form. The PAN requirements will be applicable to all joint applicants as well as the Guardian, in case of applications by a Minor. As per SEBI circular no. MRD/DoP/MF Cir - 08/2008 dated April 3, 2008 investors residing in the state of Sikkim are exempted from the mandatory requirement of PAN for their investments in Mutual Funds. However, this would be subject to verification of the veracity of the claim of the investors that they are residents of Sikkim, by collecting sufficient documentary evidence.

Accordingly, submission of Form 49A and/ or declaration in Form 60/61 will not be accepted.

8) For investment in SIP under the category of Micro Financial Products, please refer to instruction for filling of the Application Form on Page No. 19.

9) Know Your Customer (KYC)

Units held in account statement (non-demat) form : KYC is mandatory under the Prevention of Money Laundering Act, 2002 for all investors irrespective of the amount of investment (including Switch, Systematic Investment Plan/ Systematic Transfer Plan registered). SEBI vide circular number MIRSD/SE/Cir-21/2011 dated October 05, 2011 issued guidelines for uniform KYC requirements for investors while opening accounts with any intermediary in the securities market w.e.f January 01, 2012. In order to bring this into effect, SEBI has appointed KYC Registration Agency (KRA) who will act as a central authority to maintain records of KYC compliant investors in the securities market. This is in order to avoid duplication of KYC process with every intermediary. As a result, once the client has done KYC with a SEBI registered intermediary, he/ she need not undergo the same process again with another intermediary.

SEBI vide circular no. MIRSD/Cir-5/2012 dated April 13, 2012 advised intermediaries to upload KYC data of its existing investors in the KRA system, while uploading highlight such missing/not available KYC information of an investor which was either not required or not taken, but is now mandatory based on uniform KYC guidelines issued by SEBI and further advised allotment of units w.e.f December 01, 2012, only to those new investors investing in

the fund who have submitted the missing/not available information or have obtained KRA KYC compliance.

To comply with this requirement, an investor can submit the missing/not available information by filling up the prescribed Form (KYC Change details form) and submitting the same along with the other requisite details /proof (attested true copies of supporting documents relating to proof of identity and address or verification with the original). A KRA KYC acknowledgement should accompany the investment application. Stand-alone KYC requests shall not be accepted by the AMC/RTA of AMC. Fresh KYC requests received in the old KYC form will be subject to rejection.

Any subsequent change to Address, Pin Code, Country, Nationality, Occupation, Income details, Date of Birth, Proof of Identity recorded with the intermediary and further registered with KRA will overwrite the records maintained with the AMC. The AMC/RTA of AMC reserves the right to refund the amount invested or reject transaction requests in case of any discrepancy noted in the information provided in the application.

Introduction of in Person Verification (IPV) : SEBI has vide the circular number MIRSD/ Cir-26/2011 dated December 23, 2011 has mandated IPV for all new clients. The IPV carried out by one SEBI registered intermediary can be relied upon by another intermediary. It is also stated that, In case of Mutual Funds, the Asset Management Companies (AMCs) and the distributors who comply with the certification process of National Institute of Securities Market (NISM) or Association of Mutual Funds (AMFI) and have undergone the process of 'Know Your Distributor (KYD)', can perform the IPV. However, in case of applications received by the mutual funds directly from the clients (i.e. not through any distributor), the AMCs may also rely upon the IPV performed by the scheduled commercial banks.

10) Third Party Payments

- Third party payments (i.e. where payment is made from a source other than that of the first holder) will not be accepted by the Fund, except if made under the following exceptional categories, namely i) as gift by parents/grandparents/related persons in favour of minor, not exceeding Rs. 50,000/-, ii) employer on behalf of employee as payroll deductions for SIP/ Lumpsum investments, iii) Custodian on behalf of FII/client and iv) Payment by Asset Management Company (AMC) to a Distributor empanelled with it on account of commission/incentive etc. in the form of the Mutual Fund Units of the Funds managed by the AMC through Systematic Investment Plans or Lumpsum Investment (w.e.f January 16, 2012). In such cases, KYC acknowledgement along with additional declarations will have to be submitted along with the application form, failing which the application will be rejected. Such declaration to be submitted in original & in the prescribed standard format and unique across each lumpsum investment. (Declaration formats can be obtained from ISCs or downloaded from the Fund's website.)
 - In case of payment from a joint bank account, first holder in the folio has to be one of the joint holders of the bank account from which the payment is made. Hence, joint holders may pre-register their bank accounts (single/multiple) with the AMC/RTA, by completing the Multiple Bank Account Registration Form, if they intend to make payment on behalf of other joint holder(s) in the folio. In such cases the application will be accepted and not treated as a third party payment.
 - Where the payment instrument does not mention the bank account holders name/s, investor should attach bank pass book copy/bank statement/bank letter to substantiate that the first unit holder is one of the joint holders of the bank account. Where a payment is through a pre-funded instrument, a bank certification of the bank account no. and account holders name should be attached, in the required format. Pre-funded instrument issued against cash shall not be accepted for investments of Rs. 50,000 or more.
- For RTGS/NEFT/online bank transfer etc., a copy of the instruction to the bank stating the account number debited must accompany the purchase application.
- The AMC reserves the right to reject the application, post acceptance of the same, if any of the requisite documents/declarations are unavailable or incomplete, in which case the AMC shall refund the subscription money. No interest will be payable on the subscription money refunded. Refund orders will be marked "A/c. payee only" and will be in favour of and be despatched to the Sole / First Applicant, by courier/speed post/registered post.

- Subject to the SEBI (MF) Regulations, any application for Units may be accepted or rejected in the sole and absolute discretion of the Trustee. The Trustee may inter alia reject any application for the purchase of Units if the application is invalid or incomplete or if the Trustee for any other reason does not believe that it would be in the best interest of the Scheme or its Unit holders to accept such an application.

12) NRIs, Persons of Indian Origin, FIIs

The Foreign Exchange Management (Transfer or Issue of Security by a Person Resident Outside India) Regulations, 2000 (the "FEMA Regulations") permit a NRI/ POI to purchase on repatriation or non-repatriation basis, without limit, units of domestic mutual funds. Payment for such units must be made either by cheque or demand draft by means of: (i) inward remittance through normal banking channels; or (ii) out of funds held in the NRE / FCNR account, in the case of purchases on a repatriation basis or out of funds held in the NRE / FCNR/ NRO account, in the case of purchases on a non-repatriation basis.

Investments by NRIs / FIIs shall be in accordance with the prevailing laws governing such investments.

Payment by the FII must be made either by inward remittance through normal banking channels or out of funds held in foreign currency account or non resident rupee account maintained by the FII with a designated branch of an authorised dealer in terms of paragraph 2 of Schedule 2 to the FEMA Regulations.

13) Nomination Details

Applicants applying for Units singly / jointly can also make the nomination at the time of initial investment. Investors are advised to consider availing nomination facility in their own interest.

- The nomination can be made only by individuals applying for / holding units on their own behalf singly or jointly. Non-individuals including society, trust, body corporate, partnership firm, Karta of Hindu Undivided Family, holder of Power of Attorney cannot nominate.
- Where a folio has joint holders, all joint holders should sign the request for nomination/cancellation of nomination, even if the mode of holding is not "joint". Nomination form cannot be signed by Power of attorney (PoA) holders.
- There can be no nomination in a folio held in the name of minor.
- The investors/Unitholders are requested to note that a maximum of three nominees can be registered for a Folio. In case of multiple nominees, the 'Share / Ratio' of nomination has to be clearly specified in the nomination form / request letter. If the 'Share / Ratio' of nomination is not explicitly stated, then the nomination shall be treated at 'Equal Share/Ratio'.
- A minor can be nominated and in that event, the name, address and PAN of the Guardian of the minor nominee (in case the minor does not have PAN) shall be provided by the Unitholder.
- The Nominee shall not be a trust, (other than a religious or charitable trust) society, body corporate, partnership firm, Karta of Hindu Undivided Family or a Power of Attorney holder. A non-resident Indian can be a Nominee subject to the exchange controls in force, from time to time. However, a resident of USA/Canada can not be a Nominee. Nomination can also be made in favour of the Central Government, State Government, Local Authority, any person designated by virtue of his office or a religious or charitable trust.
- Nomination in respect of the Units stands rescinded upon the transmission of Units.
- Transmission of Units in favour of a Nominee shall be valid discharge by the AMC/ Mutual Fund / Trustees against the legal heir.
- The cancellation of nomination can be made only by those individuals who hold Units on their own behalf singly or jointly and who made the original nomination.
- On cancellation of the nomination, the nomination shall stand rescinded and the AMC / Mutual Fund / Trustees shall not be under any obligation to transmit the Units in favour of the Nominee.
- The rights in the units will rest in the Nominee(s) only upon death of all Unitholders.
- Every new nomination for a folio/account will overwrite the existing nomination.
- Nomination shall be mandatory for new folios/accounts opened by individual especially with sole holding and no new folios/accounts for individuals in single holding should be opened without nomination.
- In case of investors opting to hold the Units in demat form, the nomination details provided by the investor to the depository participant will be applicable.

Instructions for filling up the Application Form

1. General Information

- The Application Form should be completed in ENGLISH in BLOCK LETTERS only. Please Tick (✓) in the appropriate box (), where boxes have been provided.
- Existing investors of HSBC Mutual Fund who have provided their PAN earlier and wanting to make an investment will need to provide KYC acknowledgement, fill up ONLY their Folio Number in Section 1 and then please proceed to section 3. However, new investors will be required to fill up the Applicant's Details in Section 2.
- Please do not overwrite. For any correction / changes (if any) made on the application form, applicants are requested to authenticate the same by canceling and re-writing the correct details and counter-signed by the sole/ all applicants.

- In view of the RBI Circular - DPSS.CO.CHD.No. 1832/01.07.05/2009-10 dated 22nd February 2010, kindly note the following:

No changes / corrections should be carried out on the cheques. For any change in the payee's details, amount in figures or amount in words, etc., fresh cheque would be required. Cheque with alterations / corrections will not be honoured effective 1st July, 2010.

2. Applicant's Information

Applicants must provide all the details under Section 2 of the Application Form.

- Name and address must be given in full (P.O. Box Address alone is not sufficient).
- Non-Resident Investors and Foreign Nationals should mandatorily state their complete overseas address in the application form else the application

will be rejected. Further, Investors are requested to note that in case information with regard to USA or Canada residence is subsequently received from the investor by way of change of address or obtained from KRA database, the AMC at a later date reserves the right to redeem the investments after providing due notification to such investor.

- (iii) Please provide the name of the Contact Person in case of investments by a Company / Body Corporate / Partnership Firm / Trust / Society / FIs / Association of Persons / Body of Individuals.
- (iv) If the application is on behalf of a Minor, the Guardian's Name and date of birth of the Minor should be provided.
- (v) The minor shall be the first and the sole holder in an account. There shall not be any joint accounts with minor as the first or joint holder.

3. Bank Account Details / Multiple Bank Account Registration

Investors to ensure the name in the application form and in their bank account are the same. Applicants should provide the name of the bank, branch address, account type and account number of the Sole / First Applicant. As per SEBI guidelines, it is mandatory for investors to mention their bank account details in the Application Form. AMC will endeavour to directly credit redemption/ dividend proceeds in customer's bank account wherever possible.

For NRI investors - Kindly also provide the FIRC letter from your banker (i.e. source of funds confirmation) if your account type is NRE.

Applications without this information will be rejected.

Multiple Bank Accounts Registration Facility:

1. The fund offers it's investors' facility to register multiple bank accounts for pay-in & payout purposes and designate one of the bank account as "Default Bank Account". This facility can be availed by using a designated **Multiple Bank Accounts Registration/Deletion Form** (available at the ISCs or downloaded from the Fund's website). In case of new investors, the bank account mentioned on the purchase application form, used for opening the folio, will be treated as default bank account till the investor gives a separate request to register multiple bank accounts and change the default bank account to any of other registered bank account. Registered bank accounts may also be used for verification of pay-ins (i.e. receiving of subscription funds) to ensure that a third party payment is not used for mutual fund subscription. Default Bank Account will be used for all dividends and redemptions payouts unless investor specifies one of the existing registered bank account in the redemption request for receiving redemption proceeds.
2. **Bank Account Details with Redemption Request:** Please note the following important points related to payment of redemption proceeds:
 - a. Proceeds of any redemption request will be sent only to a bank account that is already registered and validated in the folio at the time of redemption transaction processing.
 - b. Unit holder(s) may choose to mention any of the existing registered bank accounts with redemption request for receiving redemption proceeds. If no registered bank account is mentioned, default bank account will be used.
 - c. Updation of Bank Account in a customer's account / folio should be submitted either using the Multiple Bank Account Registration Form or the standalone Change of Bank Mandate form only. Hence, any form containing redemption request will not have the facility to change the bank mandate or update a new bank mandate.
The Fund will continue to follow a cooling period policy whenever any change of Bank Mandate request is received / processed few days prior to submission of a redemption request.
 - d. Unit holders will be required to submit a valid request for a change in bank account details along with a cancelled original cheque leaf of the new bank account. Unit holders should without fail cancel the cheque and write 'Cancelled' on the face of it to prevent any possible misuse.

Where such name is not printed on the original cheque, the Unit holder may submit a letter from the bank on its letterhead certifying that the Unit holder maintains/maintained an account with the bank, the bank account information like bank account number, bank branch, account type, the MICR code of the branch & IFSC Code (where available). In case of non-availability of any of these documents, an attested copy of the bank pass book or a statement of bank account having the name and address of the account holder and account number.

Following documents in originals / attested copies will be mandatorily required to effect Change in Bank account details: (Original of any one of the following documents or originals should be produced for verification of self-attested copy or copy should be attested by the Bank)

- i. Cancelled original cheque of the new bank mandate with first unit holder name and bank account number printed on the face of the cheque.
- ii. Latest bank statement not older than 3 months containing the first unit holder name of the investor, bank account number
- iii. Latest bank passbook with current entries not older than 3 months containing the first unit holder name of the investor, bank account number.
- iv. Bank Letter in original duly signed by branch manager/authorized personnel in their letter head or bank seal affixed containing the first unit holder name of the investor, bank account number

- e. Any request without the above mentioned documents will be treated invalid and will not be acted upon and any financial transaction, including redemptions, will be carried with the previous details only. Valid change of bank mandate requests with supporting documents will be processed within ten days of documents reaching the head office of the Registrar and any financial transaction request received in the interim will be carried with previous details only.
- f. Unitholder(s) are strongly advised to register their various bank accounts and continuously update the bank account details with the mutual fund, using this facility well in advance and specify any one of registered bank account for payment of redemption proceeds with each redemption request. If any of the registered bank accounts are closed/ altered, please intimate such change with an instruction to delete/alter it from of our records using this form.
- g. The registered bank accounts will also be used to identify the pay-in proceeds. Hence, unit holder(s) are advised to register their various bank accounts in advance using this facility and ensure that payments for ongoing purchase transactions are from any of the registered bank accounts only, to avoid fraudulent transactions and potential rejections due to mismatch of pay-in bank details with the accounts registered in the folio
- h. If in an NRI folio, subscription investments are vide SB or NRO bank account, the bank account types for redemption can be SB or NRO only. If the purchase investments are made vide NRE account(s), the bank accounts types for redemption can be SB/ NRO/ NRE.
- i. HSBC Mutual Fund, the AMC or its registrar and other service providers shall not be held liable for any loss arising to the unit holder(s) due to the credit of the redemption proceeds into any of the bank accounts registered in the folio.
- j. HSBC Mutual Fund, the AMC and its registrar shall not be held liable for any loss arising to the Unitholder(s) on account of inadequate or incomplete documentation resulting in delay or rejection of the request.
- k. In case a redemption request is received before the change of bank details has been validated and registered, the redemption request would be processed to the currently registered (existing on fund records) bank account. In such a case the Trustee / AMC will not be responsible in case of old bank mandate being frozen / locked by the bank for any purpose including non-maintenance of adequate balance.

4. Investment and Payment Details

- (i) The application amounts can be tendered by cheque / demand drafts payable locally at any of the ISCs and designated collection centres. Application Forms accompanied with outstation cheques / stockinvests / postal orders/ money orders/ cash will not be accepted.
- (ii) All cheques and bank drafts must be drawn in the name of the Scheme or its abbreviation as applicable and crossed "Account Payee only". A separate cheque or bank draft must accompany each Application. All cheques and bank drafts accompanying the application form should contain the application form number/ folio number on its reverse.
Please note that amount in words and figures on the cheque should **not** be in local languages.
Kindly note that post dated cheques are not allowed except for Systematic Investment Plan (SIP) Transactions.
- (iii) Bank charges for outstation demand drafts will be borne by the AMC and units will be allotted inclusive of the DD charges incurred. The above will be limited to the bank charges as per table below.

Amount	DD Charges
Upto Rs. 10,000/-	At actuals, subject to a maximum of Rs. 65/-
Above Rs. 10,000/-	At Rs. 3.50/- per Rs. 1,000/-. Minimum Rs. 65/- and Maximum Rs. 12,500/-

However, such Demand Draft charges would be borne by the AMC only when the investor is not residing in any of the locations where the AMC or CAMS have official points of acceptance and the Demand draft has not been issued at the AMC/CAMS point of acceptance. Such demand drafts should be payable at the AMC/CAMS location where the investment application is submitted. The AMC will not entertain any request for refund of demand draft charges.

- (iv) If no indication is given for the investment the default Option will be as follows:

Indication not made / incorrectly made	Default
Common to all Equity Schemes	
Scheme Name	As indicated on the Cheque
Direct plan ticked (irrespective whether broker code written on the application or not)	Units will be allotted under "Direct Plan"
Distributor code is Incorrect or left blank or "Direct"	Units will be allotted under "Direct Plan"
Dividend / Growth Option / Sub-options	Growth Option / Sub-option
Dividend Payout / Reinvestment	Dividend Reinvestment ^{##}
Mode of holding (in cases where there are more than one applicant)	Joint
Status of First Applicant (Individual, HUF, Company etc.)	Others [#]
Demat Account Details*	Units will be held in physical mode

- * For Investors, who wish to opt for Demat mode, the applicants under the Scheme (including a transferee) will be required to have a beneficiary account with a DP of NSDL/CDSL and will be required to indicate in the application the DP's name, DP ID Number and its beneficiary account number with DP. In the absence of the information (including incomplete information/incorrect) in respect of DP ID/BO ID, the application will be processed with statement option as 'physical' only.

In case of HTSF, only Dividend Payout Option is available.

- # Tax rates (including the tax on dividend distribution) wherever applied on 'others' by HSBC Mutual Fund shall be the same as applicable to a Resident Indian Company.

PAYMENT MECHANISM

A) Lumpsum Investment

- a) All cheques and bank drafts must be drawn in the name of the respective Scheme(s) or its abbreviation as applicable and crossed "Account Payee only". A separate cheque or bank draft must accompany each Application. Kindly note that post dated cheques are not allowed except for Systematic Investment Plan (SIP) Transactions.

B) SIP Investment

- a) In case an investor wishes to invest on a monthly basis, the investor is required to provide:

- at least 12 cheques of minimum Rs. 1,000 (Rs. One Thousand) or • one cheque for the first instalment in addition to a mandate form to enable subsequent debits either through Electronic Clearing System (ECS) debit or such other facilities as may be provided by the AMC for a block of atleast 11 instalments.

In case an investor wishes to invest on a quarterly basis, the investor is required to provide:

- at least 4 cheques of minimum Rs. 3,000 (Rs. Three Thousand) each, or • one cheque for the first instalment in addition to a mandate form to enable subsequent debits either through Electronic Clearing System (ECS) debit or such other facilities as may be provided by the AMC for a block of atleast 3 balance instalments.

- b) The cheque for the first SIP instalment can carry any date. The first instalment of the SIP will be processed subject to applicable NAV & load, if any, on the date of receipt of the application form (post dated cheque will not be accepted for the first SIP instalment). The second instalment in case of monthly SIP will be processed on the available SIP date [currently 3rd, 10th, 17th, 26th or 30th (last business day of the month for February) of every month] indicated by the investor, but immediately following the expiry of 25 Business Days from the date of processing the first SIP. If the choice of date for the second instalment is not indicated by the investor, the second instalment of SIP will be processed on the earliest SIP date [3rd, 10th, 17th, 26th or 30th (last business day of the month for February)] immediately following the expiry of 25 Business Days from the date of processing the first SIP instalment. In case of quarterly SIP, the date for next instalment will be 10th of the relevant month. If any of above dates fall on a holiday, the transaction will be taken as of the next Business Day. Please refer to the Load Structure of each Scheme for details of applicable loads. Outstation cheques will not be accepted.

- c) You can choose multiple SIP dates in the Auto Debit Form in case you wish to make the SIP investment on multiple dates each month.

- d) If SIP form and cheque is submitted with bank details of a city where the Mutual Fund does not provide auto debit facility, first SIP cheque may get processed. However, future debits will not happen and SIP instruction shall be rejected.

- e) In case of rejection of SIP form for any reason whatsoever, the Mutual Fund will not entertain any request for refund of proceeds of first cheque which is already processed. Investors will have to redeem the units allotted through first cheque at applicable NAV.

- f) In case the Frequency (Monthly/Quarterly) and SIP date is not indicated, Monthly frequency shall be treated as the Default Frequency, 10th shall be treated as the Default date.

- g) There is no maximum duration for SIP enrolment. However, SIPs will be registered in a folio held by a minor only till the date of the minor attaining majority, even though the instructions may be for a period beyond that date. The SIP facility will automatically stand terminated upon the Unit Holder attaining 18 years of age.

An investor has an option to choose the 'End Date' of the SIP by filling the date or by selecting the Default Date i.e. March 2025. In case the end date is not filled or default March 2025 chosen, the AMC reserves the right to reject such SIP applications.

C) SIP under Micro Financial Product category

In accordance with guidelines issued by AMFI vide its circular dated July 14, 2009 SIPs up to Rs. 50,000/- per year per investor i.e. aggregate of investments in a rolling 12 months period or in a financial year i.e. April to March (hereinafter referred to as "Micro SIP") shall be exempted from the requirement of PAN, with effect from August 1, 2009. This exemption shall be applicable only to investments by individuals (excluding PIOs), Minors and Sole proprietary firms including joint holders. HUFs and other categories of investors will not be eligible for this exemption. Micro SIP investors will require to be KYC compliant by fulfilling the uniform KRA KYC formalities and submit the requisite documents along with the investment application. Micro SIP investors will be subject to uniform KRA KYC process. This

exemption on PAN shall not be applicable to normal purchase transactions up to Rs. 50,000/- which will continue to be subject to the PAN requirement.

Along with the KRA KYC acknowledgement and a proof of address, any one of the following photo identification documents can be submitted along with Micro SIP applications as proof of identification in lieu of PAN:

- Voter Identity Card
- Driving License
- Government / Defense identification card
- Passport
- Photo Ration Card
- Photo Debit Card
- Employee ID cards issued by companies registered with Registrar of Companies
- Photo Identification issued by Bank Managers of Scheduled Commercial Banks / Gazetted Officer / Elected Representatives to the Legislative Assembly / Parliament
- ID card issued to employees of Scheduled Commercial / State / District Co-operative Banks
- Senior Citizen / Freedom Fighter ID card issued by Government
- Cards issued by Universities / deemed Universities or institutes under statutes like ICAI, ICWA, ICSI
- Permanent Retirement Account No (PRAN) card issued to New Pension System (NPS) subscribers by CRA (NSDL)
- Any other photo ID card issued by Central Government / State Governments / Municipal authorities / Government organizations like ESIC / EPFO.

Where photo identification documents contains the address of the investor, a separate proof of address is not required.

The photo identification document and the proof of address have to be current and valid and also to be either self attested or attested by the ARN holder (AMFI Registered Distributor) mentioning the ARN number.

While making subsequent Micro SIP applications with a mutual fund, investor can quote the existing folio number where a Micro SIP has been registered and therefore need not resubmit the supporting document. The Micro SIP application will be rejected by the AMC where it is found that the registration of the application will result in the aggregate of Micro SIP instalments in a financial year exceeding Rs. 50,000 or where there are deficiencies in the documents submitted by the investors in lieu of PAN as mentioned above. The rejected application will be sent back to the investor with a deficiency memo. In case the first Micro SIP instalment is processed (as the cheque may be banked), and the application is found to be defective, the Micro SIP registration will be ceased for future instalments. No refunds shall be made by the AMC for the units already allotted and a communication to this effect will be sent to the investors. However, investors shall be allowed to redeem their investments at applicable NAV.

Please use separate Application Form for Option A or B in Section 4.

5. Transaction Charges

In accordance with SEBI circular No. Cir/ IMD/ DF/13/ 2011 dated August 22, 2011, the Fund will deduct Transaction Charges from the investment amount received from the investors investing through a valid ARN Holder i.e. AMFI registered Distributor (provided the Distributor has opted to receive the Transaction Charges for a specific product type). Transaction Charge of Rs. 150 (for a first time investor across mutual funds) or Rs. 100 (for investor other than first time mutual fund investor) per purchase / subscription of Rs. 10,000 and above are deductible from the purchase / subscription amount and payable to the Distributor. The balance amount shall be invested.

Transaction Charges in case of Investments through SIP:

Transaction Charges in case of investments through SIP are deductible only if the total commitment of investment (i.e. amount per SIP instalment x No. of instalments) amounts to Rs. 10,000 or more. In such cases, Transaction Charges shall be deducted in 3-4 instalments.

Transaction Charges shall not be deducted:

- where the Distributor of the investor has not opted to receive any Transaction Charges for the specific product category;
- for purchases / subscriptions / total commitment amount in case of SIP of an amount less than Rs. 10,000/-;
- for transactions other than purchases / subscriptions relating to new inflows i.e. through; Switches / Systematic Transfers / Dividend Transfers / Dividend Reinvestment, etc.;
- for purchases / subscriptions made directly with the Fund (i.e. not through any Distributor);
- for purchases / subscriptions routed through Stock Exchange(s).

First / Sole Applicant / Guardian should indicate whether he is a first time investor across Mutual Funds or an existing investor in the appropriate box provided for this purpose in the application form. The AMC/Fund will endeavor to identify the investor as "first time" or "existing" based on the Permanent Account Number (PAN) at the First/ Sole Applicant/ Guardian level. If the PAN details are available, then the First / Sole Applicant / Guardian will be treated as existing investor (i.e. Rs. 100 will be deducted as Transaction Charge) else the declaration in the application form will be considered (i.e. INR. 150 for first time investors or INR. 100 for other than first time investors will be deducted as Transaction Charge, as applicable). However, if an investor has not provided any declaration, he will be considered as an "existing" investor.

6. Process and requirements for Change of Address

AMFI vide its circular 26/2011-12 dated 21 March 2012 has advised uniform procedure to be followed for Change of address in Mutual Fund folios. The following documents will be mandatorily required to effect Change in Address:

a. For Non-KYC compliant folios/clients:

- Proof of new Address (POA), and
- Proof of Identity (POI): PAN card copy if PAN is updated in the folio, or PAN/other proof of identity if PAN is not updated in the folio.

b. For KYC compliant folios/clients:

- Proof of new Address (POA),
- Any other document/form that the KRA may specify from time to time.

Copies of documents submitted must be self-attested and accompanied by originals for verification. If originals are not produced, copies should be properly attested/verified by entities authorized for attesting/verification of documents as per extant KYC guidelines.

Proof of Identity (POI): List of documents admissible as Proof of Identity (*Documents having an expiry date should be valid on the date of submission):

1. PAN card with photograph. This is a mandatory requirement for all applicants except those who are specifically exempt from obtaining PAN (listed in Section D).
2. Unique Identification Number (UID) (Aadhaar)/Passport/Voter ID card/Driving license.
3. Identity card/ document with applicant's Photo, issued by any of the following: Central/State Government and its Departments, Statutory/Regulatory Authorities, Public Sector Undertakings, Scheduled Commercial Banks, Public Financial Institutions, Colleges affiliated to Universities, Professional Bodies such as ICAI, ICWAI, ICSI, Bar Council etc., to their Members; and Credit cards/Debit cards issued by Banks.

Proof of Address (POA): List of documents admissible as Proof of Address: (*Documents having an expiry date should be valid on the date of submission)

1. Passport/Voters Identity Card/Ration Card/Registered Lease or Sale Agreement of Residence/Driving License/Flat Maintenance bill/Insurance Copy.
2. Utility bills like Telephone Bill (only land line), Electricity bill or Gas bill -Not more than 3 months old.
3. Bank Account Statement/Passbook -Not more than 3 months old.
4. Self-declaration by High Court and Supreme Court judges, giving the new address in respect of their own accounts.
5. Proof of address issued by any of the following: Bank Managers of Scheduled Commercial Banks/Scheduled Co-operative Bank/ Multinational Foreign Banks/Gazetted Officer/Notary public/ Elected representatives to the Legislative Assembly or Parliament/ Documents issued by any Govt. or Statutory Authority.

6. Identity card/document with address, issued by any of the following: Central/ State Government and its Departments, Statutory/Regulatory Authorities, Public Sector Undertakings, Scheduled Commercial Banks, Public Financial Institutions, Colleges affiliated to Universities and Professional Bodies such as ICAI, ICWAI, ICSI, Bar Council etc., to their Members.
7. The proof of address in the name of the spouse may be accepted.

List of people authorized to attest the Proof of Address and Proof of identity after verification with the originals:

1. Authorised officials of Asset Management Companies (AMC).
2. Authorised officials of Registrar & Transfer Agent (R&T) acting on behalf of the AMC.
3. KYD compliant mutual fund distributors.
4. Notary Public, Gazetted Officer, Manager of a Scheduled Commercial/ Co-operative Bank or Multinational Foreign Banks (Name, Designation & Seal should be affixed on the copy).
5. In case of NRIs, authorized officials of overseas branches of Scheduled Commercial Banks registered in India, Notary Public, Court Magistrate, Judge, Indian Embassy/Consulate General in the country where the client resides are permitted to attest the documents.
6. Government authorized officials who are empowered to issue Apostille Certificates.

7. Declaration and Signatures

- a) Signature should be in black or blue ink only.
- b) Signatures should be in English or in any Indian language. Thumb impressions and Signatures in languages not specified in the Eight Schedule of the Constitution of India should be attested by a Magistrate or a Notary Public or a Special Executive Magistrate under his/ her official seal. In case of HUF, the Karta will sign on behalf of the HUF.
- c) Applications on behalf of minors should be signed by their Guardian.

HSBC Mutual Fund / AMC, reserves the right to reject any application inter alia in the absence of fulfilment of regulatory requirements, fulfilment of requirements of the Combined SID, SAI and furnishing necessary information to the satisfaction of the Mutual Fund / AMC.

CHECKLIST FOR DOCUMENTATION

Documents	Individuals	NRIs	Minors	Companies / Body Corporates	Trusts	Societies	HUF	Partnership Firms	FIs	Investments through Constituted Attorney
1. Certificate of Incorporation / Registration				✓	✓			✓	✓	
2. Resolution / Authorisation to invest				✓	✓	✓		✓	✓	
3. List of Authorised Signatories with Specimen Signature(s)				✓	✓	✓		✓	✓	✓
4. Memorandum & Articles of Association				✓						
5. Trust Deed					✓					
6. Bye-Laws						✓				
7. Partnership Deed / Deed of Declaration							✓	✓		
8. Notarised Power of Attorney										✓
9. Proof of PAN and KYC (including for guardian)	✓	✓	✓	✓	✓	✓	✓	✓	✓	✓
10. Overseas Auditor's Certificate (applicable for DTAA)		✓							✓	
11. Foreign Inward Remittance Certificate		✓							✓	
12. Date of Birth Certificate or School Living Certificate or Passport of Minor			✓							
13. Document evidencing relationship with Guardian			✓							

All documents for entities above should be originals / true copies certified by the Director / Trustee / Company Secretary / Authorised Signatory / Notary Public.

OFFICIAL POINTS OF ACCEPTANCE OF TRANSACTION REQUESTS

HSBC MUTUAL FUND

- **Bengaluru** : No. 7, HSBC Center, M.G. Road, Bengaluru 560 001
- **Kolkata** : Jasmine Tower, 1st Floor, 31, Shakespeare Sarani, Kolkata 700 017
- **Mumbai** : 314, D. N. Road, Fort, Mumbai 400 001
- **New Delhi** : 3rd Floor, East Tower, Birla Tower, 25, Barakhamba Road, New Delhi 110 001.

CAMS SERVICE CENTRES / CAMS LIMITED TRANSACTION POINTS / CAMS COLLECTION CENTRES

For details on CAMS Service Centres, CAMS Limited Transaction Points and CAMS Collection Centres, please visit www.camsonline.com or call us on 1800 200 2434.





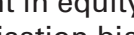

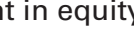
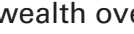
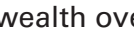
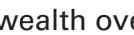
CAMS Limited Transaction Points and CAMS Collection Centres have limited operating hours from 12:00 p.m. to 3 p.m. Collection Centres only accept application forms and service requests. For any enquiries, customers transacting at these locations are requested to call the nearest CAMS Service Center or the National Toll Free Customer Support number.

Toll Free Number : 1800 200 2434 (can be dialled from all phones within India)

For more details on visit : www.camsonline.com

Please check our website www.assetmanagement.hsbc.com/in for an updated list of Official Points of Acceptance of HSBC Mutual Fund.


Product labeling:

Name of Scheme/ Plan	This product is suitable for investors who are seeking*:
HSBC Equity Fund	<ul style="list-style-type: none"> ▶ To create wealth over long term ▶ Investment in equity and equity related securities ▶ High risk  (BROWN)
HSBC India Opportunities Fund	<ul style="list-style-type: none"> ▶ To create wealth over long term ▶ Investment in equity and equity related securities across market capitalisations ▶ High risk  (BROWN)
HSBC Midcap Equity Fund	<ul style="list-style-type: none"> ▶ To create wealth over long term ▶ Investment in predominantly mid cap equity and equity related securities ▶ High risk  (BROWN)
HSBC Progressive Themes Fund	<ul style="list-style-type: none"> ▶ To create wealth over long term ▶ Investment in equity and equity related securities, primarily in themes that play an important role in India's economic development ▶ High risk  (BROWN)
HSBC Tax Saver Equity Fund	<ul style="list-style-type: none"> ▶ To create wealth over long term ▶ Investment in equity and equity related securities with no capitalisation bias. ▶ High risk  (BROWN)
HSBC Unique Opportunities Fund	<ul style="list-style-type: none"> ▶ To create wealth over long term ▶ Investment in equity and equity related securities of companies facing "out-of-ordinary" conditions ▶ High risk  (BROWN)
HSBC Dynamic Fund	<ul style="list-style-type: none"> ▶ To create wealth over long term ▶ Investment in equity and equity related securities and in debt instruments when view on equity markets is negative ▶ High risk  (BROWN)
HSBC Emerging Markets Fund	<ul style="list-style-type: none"> ▶ To create wealth over long term ▶ Investment in equity and equity related securities of Emerging economies ▶ High risk  (BROWN)
HSBC Small Cap Fund	<ul style="list-style-type: none"> ▶ To create wealth over long term ▶ Investment in predominantly small cap equity and equity related securities ▶ High risk  (BROWN)
HSBC Brazil Fund	<ul style="list-style-type: none"> ▶ To create wealth over long term ▶ Investment in equity and equity related securities through feeder route in Brazilian markets ▶ High risk  (BROWN)

*Investors should consult their financial advisers if in doubt about whether the product is suitable for them.

Note: Risk may be represented as:

 (BLUE) investors understand that their principal will be at low risk

 (YELLOW) investors understand that their principal will be at medium risk

 (BROWN) investors understand that their principal will be at high risk

Intentionally left blank

3	BANK ACCOUNT DETAILS (MANDATORY as per SEBI Guidelines) (refer Instruction No. 3 for Multiple Bank Account Registration details)																							
Core Banking A/c No. <input type="text"/> A/c. Type (✓) <input type="checkbox"/> Current <input type="checkbox"/> Savings <input type="checkbox"/> NRO* <input type="checkbox"/> NRE* * For NRI Investors Bank Name <input type="text"/> Branch Address <input type="text"/> MICR Code <input type="text"/> 9 digit number next to your Cheque No. RTGS IFSC Code <input type="text"/> For Rupees One lakh and above NEFT IFSC Code <input type="text"/> For less than Rupees One lakh <small>Please also provide a cancelled cheque leaf of the same bank account as mentioned above. Mentioning your 11 digit RTGS IFSC Code or NEFT IFSC Code, as applicable, will help us transfer the amount to your bank account quicker, electronically.</small>																								
4	INVESTMENT & PAYMENT DETAILS (Please (✓) Scheme / Option / Sub-Option) (refer Instruction No. 10 on Third Party Payments)																							
Scheme (✓) <input type="checkbox"/> HEF <input type="checkbox"/> HIOF <input type="checkbox"/> HPTF <input type="checkbox"/> HMEF <input type="checkbox"/> HTSF <input type="checkbox"/> HDF <input type="checkbox"/> HEMF <input type="checkbox"/> HUOF <input type="checkbox"/> HSCF <input type="checkbox"/> HBF Plan _____ Option / Sub-option (✓) <input type="checkbox"/> Growth (default) <input type="checkbox"/> Dividend Reinvestment** <input type="checkbox"/> Dividend Payout ** Not applicable in case of HTSF <small>The scheme name mentioned on the application form and the cheque has to be the same. In case of any discrepancy between the two, units will be allotted as per the scheme name mentioned on the cheque only.</small>																								
<input type="checkbox"/> A) ONE TIME LUMP SUM INVESTMENT (Please fill the details hereunder. Do not submit SIP Auto Debit Form)																								
Payment Mode <input type="checkbox"/> Cheque <input type="checkbox"/> DD <input type="checkbox"/> RTGS <input type="checkbox"/> NEFT <input type="checkbox"/> Fund Transfer Cheque/RTGS/NEFT/DD/FT Date <input type="text"/> <input type="text"/> / <input type="text"/> <input type="text"/> / <input type="text"/> <input type="text"/> <input type="text"/> <input type="text"/> <input type="text"/> Cheque/DD/RTGS/NEFT No. <input type="text"/> Payment from Bank A/c. No. <input type="text"/> Investment Amount (Rs.) (i) <input type="text"/> Bank Name <input type="text"/> DD charges (Rs.) (ii) <input type="text"/> Branch <input type="text"/> Total Amount (Rs.) (i + ii) <input type="text"/> A/c. Type (✓) <input type="checkbox"/> Current <input type="checkbox"/> Savings <input type="checkbox"/> NRO* <input type="checkbox"/> NRE* <input type="checkbox"/> FCNR* <input type="checkbox"/> Others _____ (* For NRI Investors)																								
Documents attached to avoid Third Party Payment Rejection where applicable : <input type="checkbox"/> Third Party Declarations <input type="checkbox"/> Bank Certificate for Pre-funded Instruments MANDATORY DECLARATION : The details of the bank account provided above pertain to my/our own bank account in my/our name <input type="checkbox"/> Yes <input type="checkbox"/> No. If no, my relationship with the bank account holder (✓) <input type="checkbox"/> Parent <input type="checkbox"/> Grandparent <input type="checkbox"/> Employee <input type="checkbox"/> Custodian <input type="checkbox"/> Others _____ (Please specify); and the Third Party declaration form is attached (Refer important instruction No. 10 on the Third Party Payments).																								
<input type="checkbox"/> B) SIP : SYSTEMATIC INVESTMENT PLAN [For SIP through Post Dated Cheques (PDCs)] (All cheques should be of same date of the months/quarters)																								
First SIP Cheque Details : Drawn on Bank A/c. No. <input type="text"/> Cheque No. <input type="text"/> Bank Name <input type="text"/> Cheque Date <input type="text"/> <input type="text"/> / <input type="text"/> <input type="text"/> / <input type="text"/> <input type="text"/> <input type="text"/> <input type="text"/> <input type="text"/> Branch <input type="text"/> SIP Date (✓) Monthly (Default^): <input type="checkbox"/> 3rd <input type="checkbox"/> 10th (Default^*) <input type="checkbox"/> 17th <input type="checkbox"/> 26th <input type="checkbox"/> 30th ## <input type="checkbox"/> All Dates <input type="checkbox"/> Quarterly (10th) ## Last Business Day of the month for February SIP Period Start Date <input type="text"/> <input type="text"/> <input type="text"/> <input type="text"/> End Date <input type="text"/> <input type="text"/> <input type="text"/> <input type="text"/> <input type="checkbox"/> March 2025 (Default^^) ^ Refer instruction 4b(g) ^^ Refer instruction 4b(h) Each SIP Amount (Rs.) <input type="text"/> Cheque Nos. From <input type="text"/> To <input type="text"/> Drawn on <input type="text"/> Bank A/c. <input type="text"/> Bank <input type="text"/> Branch <input type="text"/>																								
<input type="checkbox"/> C) SIP : SYSTEMATIC INVESTMENT PLAN (For SIP through ECS Debit Clearing) (Please fill up SIP Auto Debit Form and attach with this)																								
First SIP Cheque/DD Details : Cheque/DD No. <input type="text"/> Cheque/DD Date <input type="text"/> <input type="text"/> / <input type="text"/> <input type="text"/> <input type="text"/> <input type="text"/> <input type="text"/> <input type="text"/> Drawn on Bank A/c. No. <input type="text"/> Bank Name & Branch <input type="text"/>																								
MICRO SIP (Refer Note No. 4C on Page 19) Date of Birth <input type="text"/> <input type="text"/> <input type="text"/> <input type="text"/> <input type="text"/> <input type="text"/> <input type="text"/> <input type="text"/> Supporting Document type* <input type="text"/> Reference No. (if available) <input type="text"/> <small>*For the permissible list of applicable documents please refer to Page 19.</small>																								
5	NON-INTENTION TO NOMINATE (Mandatory for new Folios of Individuals where mode of holding is single and who do not wish to nominate)																							
Please <input checked="" type="checkbox"/> I/We hereby confirm that I/We do not wish to exercise the right of nomination in respect of units subscribed/purchased by me/us.																								
<table border="1" style="width:100%; border-collapse: collapse;"> <tr> <td style="width:25%;">Signature(s)</td> <td style="width:25%;">Sole/First Applicant</td> <td style="width:25%;">Second Applicant</td> <td style="width:25%;">Third Applicant</td> </tr> </table>					Signature(s)	Sole/First Applicant	Second Applicant	Third Applicant																
Signature(s)	Sole/First Applicant	Second Applicant	Third Applicant																					
OR																								
NOMINATION DETAILS (Mandatory for new Folios of Individuals where mode of holding is single) (ref. Important Instruction 13)																								
I / We _____ (Unit holder 1) _____ (Unit holder 2) and _____ (Unit holder 3) _____ *do hereby nominate the person(s) more particularly described hereunder and/or cancel the nomination made by me/us on the _____ day of _____ in respect of the Units under Folio No. _____ (*strike out which is not applicable)																								
<table border="1" style="width:100%; border-collapse: collapse;"> <tr> <th style="width:30%;">Name & Address of Nominee(s)</th> <th style="width:15%;">Date of Birth</th> <th style="width:30%;">Name & Address of Guardian</th> <th style="width:15%;">Signature of Nominee / Guardian of Nominee (Optional)</th> <th style="width:10%;">Proportion (%) in which the units will be shared by each Nominee*</th> </tr> <tr> <td>Nominee 1</td> <td></td> <td></td> <td></td> <td></td> </tr> <tr> <td>Nominee 2</td> <td></td> <td></td> <td></td> <td></td> </tr> <tr> <td>Nominee 3</td> <td></td> <td></td> <td></td> <td></td> </tr> </table>					Name & Address of Nominee(s)	Date of Birth	Name & Address of Guardian	Signature of Nominee / Guardian of Nominee (Optional)	Proportion (%) in which the units will be shared by each Nominee*	Nominee 1					Nominee 2					Nominee 3				
Name & Address of Nominee(s)	Date of Birth	Name & Address of Guardian	Signature of Nominee / Guardian of Nominee (Optional)	Proportion (%) in which the units will be shared by each Nominee*																				
Nominee 1																								
Nominee 2																								
Nominee 3																								
<small>* the aggregate total should be 100%.</small>																								
6	DECLARATION AND SIGNATURES (In case of joint holding, signatures of all unit holders are mandatory)																							
The Trustees, HSBC Mutual Fund Having read and understood the contents of the Combined Scheme Information Document, SAI and Addenda of the Scheme(s) issued till date, I / We hereby apply under Direct / AMFI Certified empanelled distributors to the Trustees of HSBC Mutual Fund for units of the Scheme / Plan / Option as indicated above and agree to abide by the terms, conditions, rules and regulations of the Scheme. I / We have understood the details of the Scheme and I / We have not received nor been induced by any rebate or gifts, directly or indirectly, in making this investment. I / We hereby authorise HSBC Mutual Fund, its Investment Manager and its Agents to disclose details of my / our investment to my/our bank(s) / HSBC Mutual Fund's Bank(s) and / or Distributor / Broker / Investment Advisor and to verify my / our bank details provided by me / us. I/We hereby declare that the particulars given above are correct and express my / our willingness to make payments referred above through participation in ECS / Direct Debit Facility. If the transaction is delayed or not effected at all for reasons of incomplete or incorrect information, I/We would not hold HSBC Asset Management (India) Pvt. Ltd. (Investment Manager to HSBC Mutual Fund), their appointed service providers or representatives responsible. I/We will also inform HSBC Asset Management (India) Pvt. Ltd., about any changes in my / our bank account. I/We have read and agreed to the terms and conditions for ECS / Direct Debit. *I/We confirm that I am/we are Non-Residents of Indian Nationality/ Origin and that the funds are remitted from abroad through approved banking channels or from my / our NRE / NRO / FCNR Account. I / We confirm that the details provided by me / us are true and correct. I / We hereby declare that the amount being invested by me/us in the Scheme(s) of HSBC Mutual Fund is derived through legitimate sources and is not held or designed for the purpose of contravention of any Act, Rules, Regulations or any statute or legislation or any other applicable laws or any Notifications, Directions issued by any governmental or statutory authority from time to time. *Applicable to NRI I / We confirm that the ARN holder has disclosed to me/us all the commissions (in the form of trail commission or any other mode), payable to him for the different competing Schemes of various Mutual Funds from amongst which the Scheme is being recommended to me/us. I / We confirm that I / We do not have any existing Micro SIP investments which together with the current application will result in aggregate investments exceeding Rs. 50,000/- in a year. (Applicable for Micro SIP investments only.) I/We confirm that I am/We are not United States person(s) under the laws of United States or resident(s) of Canada. In case of change to this status, I/We shall notify the AMC, in which event the AMC reserves the right to redeem my/our investments in the Scheme(s).																								
<table border="1" style="width:100%; border-collapse: collapse;"> <tr> <td style="width:70%;"> Sole / First Applicant Guardian / PoA Second Applicant / PoA Third Applicant / PoA Date <input type="text"/> </td> <td style="width:30%;"> Please write Application Form No. / Folio No. on the reverse of the Cheque / Demand Draft. </td> </tr> </table>					Sole / First Applicant Guardian / PoA Second Applicant / PoA Third Applicant / PoA Date <input type="text"/>	Please write Application Form No. / Folio No. on the reverse of the Cheque / Demand Draft.																		
Sole / First Applicant Guardian / PoA Second Applicant / PoA Third Applicant / PoA Date <input type="text"/>	Please write Application Form No. / Folio No. on the reverse of the Cheque / Demand Draft.																							

Default options will be applied in cases where the information provided is either ambiguous or has any discrepancy.

CALL US AT

HSBC MUTUAL FUND INVESTOR SERVICE CENTRES:

- **Bengaluru** : No. 7, HSBC Center, M.G. Road, Bengaluru 560 001
- **Kolkata** : Jasmine Tower, 1st Floor, 31, Shakespeare Sarani, Kolkata 700 017
- **Mumbai** : 314, D. N. Road, Fort, Mumbai 400 001
- **New Delhi** : 3rd Floor, East Tower, Birla Tower, 25, Barakhamba Road, New Delhi 110 001.

TOLL FREE NUMBER : 1800 200 2434 (can be dialled from all phones within India)



Contact us at

hsbcmf@hsbc.co.in



Visit us at

www.assetmanagement.hsbc.com/in

AUTO DEBIT FORM - For SIP Investments (To be Filled in BLOCK LETTERS only)**DISTRIBUTOR INFORMATION** (Only empanelled Distributors / Brokers will be permitted to distribute Units)

Distributor / Broker ARN	EUIN	Sub-Broker (ARN Code)	Sub Code
ARN -		ARN -	

Application No. :

For Office Use Only

Upfront commission shall be paid directly by the investor to the AMFI registered Distributors based on the investor's assessment of various factors including the service rendered by the distributor. Any correction of Broker Code requires investor's authentication.

I/We hereby confirm that the EUIN box has been intentionally left blank by me/us as this is an "execution-only" transaction without any interaction or advice by the employee/relationship manager/sales person of the above distributor or notwithstanding the advice of inappropriateness, if any, provided by the employee/relationship manager/sales person of the distributor and the distributor has not charged any advisory fees on this transaction

Sole/1 st applicant/ Authorised Signatory	2 nd applicant/Authorised Signatory	3 rd applicant/Authorised Signatory
---	---	---

1 ECS DEBIT BANK ACCOUNT DETAILS (MANDATORY) (Cheque should be drawn on bank, details provided below or please attach cancelled Cheque copy.)

I / We hereby authorise HSBC Asset Management (India) Pvt. Ltd., Investment Manager to HSBC Mutual Fund acting through their authorised service providers to debit my / our following bank account by ECS (Debit Clearing) / Direct Debit Facility or any other facility for collection of SIP payments.

Name of the Account Holder as in Bank Records	First Name	Middle Name	Last Name
Folio No.		Application No.	
Scheme Name			
Name of the Bank			
Branch Address			
Account Number	A/c. Type (✓)	City	
Monthly Debit Amount	MICR Code	(9 digit number next to your Cheque No.)	
SIP Date (✓)	Monthly (Default^):	All Dates	
SIP Period	Start Date	End Date	March 2025 ^^
^^ Last Business Day of the month for February ^ Refer instruction 4b(f) ^^ Refer instruction 4b(g)			

There should be a minimum time gap of 25 Business Days for the first instalment of SIP through ECS (Debit Clearing) or Direct Debit. Minimum 12 instalments under Monthly SIP and 4 quarters for Quarterly SIP.

2 AUTHORISATION OF THE BANK ACCOUNT HOLDER [to be signed by the Account Holder(s)]

This is to inform I / we have registered for the RBI's Electronic Clearing Service (Debit Clearing) / Direct Debit Facility and that my / our payment towards my / our investment in HSBC Mutual Fund shall be made from my / our below mentioned bank account number with your bank. I / We authorise HSBC Asset Management (India) Pvt. Ltd. (Investment Manager to HSBC Mutual Fund), acting through their service providers and representative carrying this ECS mandate / Direct Debit Facility Form to get it verified & executed. Mandate verification charges, if any, maybe charged to my / our account.

Account Number			
SIGNATURE(S) (As In Bank Records)	Sole/First Account Holder	Second Account Holder	Third Account Holder

AUTO DEBIT FORM - For MICRO SIP Investments (refer instruction 4C on page 19)**DISTRIBUTOR INFORMATION** (Only empanelled Distributors / Brokers will be permitted to distribute Units)

Distributor / Broker ARN	EUIN	Sub-Broker (ARN Code)	Sub Code
ARN -		ARN -	

Application No. :

For Office Use Only

Upfront commission shall be paid directly by the investor to the AMFI registered Distributors based on the investor's assessment of various factors including the service rendered by the distributor. Any correction of Broker Code requires investor's authentication.

I/We hereby confirm that the EUIN box has been intentionally left blank by me/us as this is an "execution-only" transaction without any interaction or advice by the employee/relationship manager/sales person of the above distributor or notwithstanding the advice of inappropriateness, if any, provided by the employee/relationship manager/sales person of the distributor and the distributor has not charged any advisory fees on this transaction

Sole/1 st applicant/ Authorised Signatory	2 nd applicant/Authorised Signatory	3 rd applicant/Authorised Signatory
---	---	---

1 ECS DEBIT BANK ACCOUNT DETAILS (MANDATORY) (Cheque should be drawn on bank, details provided below or please attach cancelled Cheque copy.)

I / We hereby authorise HSBC Asset Management (India) Pvt. Ltd., Investment Manager to HSBC Mutual Fund acting through their authorised service providers to debit my / our following bank account by ECS (Debit Clearing) / Direct Debit Facility or any other facility for collection of SIP payments.

Name of the Account Holder as in Bank Records	First Name	Middle Name	Last Name
Folio No.		Application No.	
Scheme Name			
Name of the Bank			
Branch Address			
Account Number	A/c. Type (✓)	City	
Monthly Debit Amount	MICR Code	(9 digit number next to your Cheque No.)	
SIP Date (✓)	Monthly (Default^):	All Dates	
SIP Period	Start Date	End Date	March 2025 ^^
^^ Last Business Day of the month for February ^ Refer instruction 4b(f) ^^ Refer instruction 4b(g)			

There should be a minimum time gap of 25 Business Days for the first instalment of SIP through ECS (Debit Clearing) or Direct Debit. Minimum 12 instalments under Monthly SIP and 4 quarters for Quarterly SIP.

AUTHORISATION OF THE BANK ACCOUNT HOLDER [to be signed by the Account Holder(s)]

This is to inform I / we have registered for the RBI's Electronic Clearing Service (Debit Clearing) / Direct Debit Facility and that my / our payment towards my / our investment in HSBC Mutual Fund shall be made from my / our below mentioned bank account number with your bank. I / We authorise HSBC Asset Management (India) Pvt. Ltd. (Investment Manager to HSBC Mutual Fund), acting through their service providers and representative carrying this ECS mandate / Direct Debit Facility Form to get it verified & executed. Mandate verification charges, if any, maybe charged to my / our account.

Account Number			
SIGNATURE(S) (As In Bank Records)	Sole/First Account Holder	Second Account Holder	Third Account Holder

ECS / Direct Debit - Terms & Conditions

1. ECS facility is offered to the investors having bank accounts in **select cities mentioned below.**

● Agra ● Ahmedabad ● Allahabad ● Amritsar ● Anand ● Asansol ● Aurangabad ● Bengaluru ● Bardhaman ● Baroda ● Belgaum ● Bhavnagar ● Bhilwara ● Bhopal ● Bhubaneswar ● Bijapur ● Bikaner ● Chandigarh ● Chennai ● Coimbatore ● Cuddalore ● Cuttack ● Dargeeling ● Davangere ● Dehradun ● Dhanbad ● Durgapur ● Ernakulam ● Erode ● Gadag ● Gangtok ● GOA ● Gorakhpur ● Gulbarga ● Guwahati ● Gwalior ● Haldia ● Hubli ● Hyderabad ● Indore ● Jabalpur ● Jaipur ● Jalandhar ● Jam Nagar ● Jammu ● Jamshedpur ● Jodhpur ● Kakinada ● Kanpur ● Kolhapur ● Kolkata ● Kota ● Kozhikode ● Lucknow ● Ludhiana ● Madurai ● Mandya ● Mangalore ● Mumbai ● Mysore ● Nagpur ● Nashik ● Nellore ● New Delhi ● Patna ● Pondicherry ● Pune ● Raichur ● Raipur ● Rajkot ● Ranchi ● Salem ● Shimla ● Shimoga ● Siliguri ● Solapur ● Surat ● Thirupur ● Thiruvananthapuram ● Thrissur ● Tiruchirapalli ● Tirupathi ● Tumkur ● Udaipur ● Udipi ● Varanasi ● Vijayawada ● Visakhapatnam

List of Banks / Branches for SIP Direct Debit Facility

Banks	Branches
Axis Bank Limited, HDFC Bank Ltd., ICICI Bank, IDBI Bank Limited, IndusInd Bank Limited, ING Vysya Bank Ltd. and Kotak Mahindra Bank Limited	All Branches
Bank of Baroda, Bank of India and Punjab National Bank	Select Branches

2. The cities in the list may be modified / updated / changed / removed at any time in future entirely at the discretion of HSBC Mutual Fund without assigning any reason or prior notice. If any city is removed, SIP instructions for investors in such cities via ECS (Debit) route will be discontinued without prior notice.
3. The bank account provided for ECS (Debit) should participate in local MICR clearing.
4. Investor will not hold HSBC Mutual Fund, its registrars and other service providers responsible if the transaction is delayed or not effected or the investor bank account is debited in advance or after the specific SIP date due to various clearing cycles of ECS / Direct Debt Facility.
5. HSBC Asset Management (India) Pvt. Ltd., Registrars (CAMS) and other service providers shall not be responsible and liable for any damages / compensation for any loss, damage etc. incurred by the investor. The investor assumes the entire risk of using this facility and takes full responsibility.
6. You can choose to discontinue this facility by giving 25 Business Days written notice to our Registrar CAMS.
7. HSBC AMC and its service providers reserve the right to disclose the details of the Investors and their transactions using the SIP Auto Debit to third parties for the purposes of verification and execution of the Auto Debit Facility as also for the purpose of law enforcement, fraud prevention, audit and inspection requirement etc.
8. The Investor undertakes and agrees that the SIP Auto Debit Facility requested for via this Form is subject to acceptance of the terms and conditions mentioned in the Combined SID, SAI.

Important Note: It is clarified that the Bankers Certificate suggested above is recommendatory in nature, as there may be existing Bank Letters / Certificates / Declarations, which will confirm to the spirit of the requirements, if all required details are mentioned in the certificate.

3 PAYMENT BY EMPLOYER ON BEHALF OF EMPLOYEE (under Systematic Investments Plans through Payroll deductions)

To whomsoever it may concern

We hereby declare that the Application Form No/s. _____ for subscription of units in _____ (Name of the Scheme) is accompanied by _____

Cheque No. _____ Dated _____ Drawn on _____ (Name of the Bank / Branch).

We confirm that the beneficial owner(s) of the investment in these units is/are _____
 _____ (Name of the Employee/s, with employee number/s),
 who is / are my / our employee/s and am providing the funds for these investments through the payroll deduction.

Signature of Declarant(s) _____

Name of Declarant(s) _____

Income Tax PAN _____ KYC Acknowledgement attached (Mandatory for any amount) ☐

Address of Declarant(s) _____

City _____ Postal code _____

State _____ Country _____

Signature of Beneficiary(ies) _____

4 CUSTODIAN ON BEHALF OF AN FII OR CLIENT (Should be enclosed with each payment)

To whomsoever it may concern

Application and Payment Details (All details below are Mandatory):

Folio No.													Application Form No.												
Beneficial Applicant/ Investor Name																									
Investment Amount in Rs.																									
Payment Mode	<input type="checkbox"/> Cheque <input type="checkbox"/> Fund Transfer <input type="checkbox"/> RTGS <input type="checkbox"/> NEFT																								
Payment Cheque / UTR No.																	Dated	D	D	M	M	Y	Y	Y	Y
Payment from Bank																									
Payment from A/c No.																									

We further declare that we are registered as a Custodian with SEBI under Registration No.: _____

We confirm the beneficial owner as stated above and that this payment is issued by us in our capacity as Custodian to the Applicant/Investor. The source of this payment is from funds provided to us by the Applicant/Investor.

Signature of Declarant(s) _____

Name of Declarant(s) _____

Income Tax PAN _____ KYC Acknowledgement attached (Mandatory for any amount) ☐

Address of Declarant(s) _____

City _____ Postal code _____

State _____ Country _____

Multiple Bank Accounts Registration / Deletion Form

(Please read the Instructions overleaf and attached necessary documents for registration of Bank Accounts. Strike off the Sections not used by you to avoid unauthorised use.)

Folio No. (For Existing Unit Holders)	<input type="text"/>	OR	Application No. (For New Unit Holders)	<input type="text"/>
Name of Sole / First Unit Holder	<input type="text"/>		Permanent Account No. (PAN)	<input type="text"/>

A ADDITION OF BANK ACCOUNTS

Please register my/our following bank accounts for all investments in my/our folio. I/We understand that I/We can choose to receive payment proceeds in any of these accounts, by making a specific request in my/our redemption request. I/We understand that the bank accounts listed below shall be taken up for registration in my/our Folio in the order given below and the same shall be registered only if there is a scope to register additional bank accounts in the Folio subject to a maximum of five in the case of individuals and ten in the case of non individuals.

 For each bank account, Investors should produce original for verification or submit originals of the documents mentioned below.

Core Bank Account No. <input type="text"/>	Account Type (✓) <input type="checkbox"/> Current <input type="checkbox"/> Savings <input type="checkbox"/> NRO# <input type="checkbox"/> NRE# <input type="checkbox"/> FCNR# <input type="checkbox"/>
Bank Name <input type="text"/>	Branch <input type="text"/>
City <input type="text"/>	PIN Code <input type="text"/>
MICR Code [^] <input type="text"/>	IFSC Code ^{^^} <input type="text"/>
Attested Document attached* [Any one (✓)] <input type="checkbox"/> Cancelled Cheque with name pre-printed <input type="checkbox"/> Bank statement <input type="checkbox"/> Passbook <input type="checkbox"/> Bank Certificate	

Core Bank Account No. <input type="text"/>	Account Type (✓) <input type="checkbox"/> Current <input type="checkbox"/> Savings <input type="checkbox"/> NRO# <input type="checkbox"/> NRE# <input type="checkbox"/> FCNR# <input type="checkbox"/>
Bank Name <input type="text"/>	Branch <input type="text"/>
City <input type="text"/>	PIN Code <input type="text"/>
MICR Code [^] <input type="text"/>	IFSC Code ^{^^} <input type="text"/>
Attested Document attached* [Any one (✓)] <input type="checkbox"/> Cancelled Cheque with name pre-printed <input type="checkbox"/> Bank statement <input type="checkbox"/> Passbook <input type="checkbox"/> Bank Certificate	

Core Bank Account No. <input type="text"/>	Account Type (✓) <input type="checkbox"/> Current <input type="checkbox"/> Savings <input type="checkbox"/> NRO# <input type="checkbox"/> NRE# <input type="checkbox"/> FCNR# <input type="checkbox"/>
Bank Name <input type="text"/>	Branch <input type="text"/>
City <input type="text"/>	PIN Code <input type="text"/>
MICR Code [^] <input type="text"/>	IFSC Code ^{^^} <input type="text"/>
Attested Document attached* [Any one (✓)] <input type="checkbox"/> Cancelled Cheque with name pre-printed <input type="checkbox"/> Bank statement <input type="checkbox"/> Passbook <input type="checkbox"/> Bank Certificate	

Core Bank Account No. <input type="text"/>	Account Type (✓) <input type="checkbox"/> Current <input type="checkbox"/> Savings <input type="checkbox"/> NRO# <input type="checkbox"/> NRE# <input type="checkbox"/> FCNR# <input type="checkbox"/>
Bank Name <input type="text"/>	Branch <input type="text"/>
City <input type="text"/>	PIN Code <input type="text"/>
MICR Code [^] <input type="text"/>	IFSC Code ^{^^} <input type="text"/>
Attested Document attached* [Any one (✓)] <input type="checkbox"/> Cancelled Cheque with name pre-printed <input type="checkbox"/> Bank statement <input type="checkbox"/> Passbook <input type="checkbox"/> Bank Certificate	

[^] 9 digit code on your cheque next to the cheque number. ^{^^} 11 digit code printed on your cheque.

* The documents submitted need to be attested by authorised bank personnel. # For NRI Investors.

B DEFAULT BANK ACCOUNT

From among the bank accounts registered with you or mentioned above, please register the following bank account as a Default Bank Account into which future redemption and/or dividend proceeds, if any, of the above mentioned folio will be paid:

Core Bank Account No. <input type="text"/>	Bank Name <input type="text"/>
---	---------------------------------------

DECLARATION & SIGNATURES

(To be signed as per mode of holding in the Folio. In case of non Individual Unit holders, to be signed by AUTHORISED SIGNATORIES)

I/We have read and understood the Instructions and the Terms and Conditions for Multiple Bank Accounts Registration and agree to abide by the same. I/We acknowledge that my/our request will be processed only if all details are properly filled and valid documents are attached, failing which the request maybe rejected/delayed as the case may be in which case I/We will not hold HSBC Mutual Fund, the AMC and the Registrar liable for any loss due to delayed execution or rejection of the request.

<input type="text"/>	<input type="text"/>	<input type="text"/>
Sole / First Applicant / Unit holder	Second Applicant / Unit holder	Third Applicant / Unit holder

C BANK ACCOUNT DELETION

Folio No.	<input type="text"/>	Permanent Account No. (PAN)	<input type="text"/>
Name of Sole / First Unit Holder <input style="width: 80%;" type="text"/>			

Please delete the following Bank accounts as registered accounts for my/our above folio:

Bank Account No. <input style="width: 90%;" type="text"/>	Bank Name <input style="width: 90%;" type="text"/>
Bank Account No. <input style="width: 90%;" type="text"/>	Bank Name <input style="width: 90%;" type="text"/>
Bank Account No. <input style="width: 90%;" type="text"/>	Bank Name <input style="width: 90%;" type="text"/>
Bank Account No. <input style="width: 90%;" type="text"/>	Bank Name <input style="width: 90%;" type="text"/>

Deletion of a default bank account will not be effective in the Folio unless the investor mentions another valid registered Bank Account as a default account in Part B of this Form.

DECLARATION & SIGNATURES		
(To be signed as per mode of holding in the Folio. In case of non Individual Unit holders, to be signed by AUTHORISED SIGNATORIES)		
I/We have read and understood the Instructions and the Terms and Conditions for Multiple Bank Accounts Registration and agree to abide by the same. I/We acknowledge that my/our request will be processed only if all details are properly filled and valid documents are attached, failing which the request maybe rejected/delayed as the case may be in which case I/We will not hold HSBC Mutual Fund, the AMC and the Registrar liable for any loss due to delayed execution or rejection of the request.		
Sole / First Applicant / Unit holder	Second Applicant / Unit holder	Third Applicant / Unit holder

INSTRUCTIONS AND TERMS & CONDITIONS

1. This facility allows a unit holder to register multiple bank account details for all investments held in the specified folio (existing or new). Individuals/HuF can register upto 5 different bank accounts for a folio by using this form. Non individuals can register upto 10 different bank accounts for a folio. For registering more than 5 accounts, please use extra copies of this form.
2. Supporting Documents as mentioned in Part A will help in verification of the account details and register them accurately. The application will be processed only for such accounts for which valid documents are provided. Accounts not matching with such documents will not be registered.
3. If the bank account number on the cheque leaf is handwritten or investor name is not printed on the face of the cheque, bank account statement or pass book giving the name, address and the account number should be enclosed. If photocopies are submitted, investors must produce original for verification.
4. Bank account registration/deletion request will be accepted and processed only if all the details are correctly filled and the necessary documents are submitted. The request is liable to be rejected if any information is missing or incorrectly filled or if there is deficiency in the documents submitted.
5. The first/sole unit holder in the folio should be one of the holders of the bank account being registered. Unitholder(s) cannot provide the bank account(s) of any other person or where the First/Sole Unitholder is not an account holder in the bank account provided.
6. The investors can change the default bank account only by submitting this form. In case multiple bank accounts are opted for registration as default Bank Account, the mutual fund retains the right to register any one of them as the default bank account.
7. A written confirmation of registration of the additional bank account details will be dispatched to you within 10 calendar days of receipt of such request. Unitholder(s) must preserve this written confirmation as the account statement will only reflect the default bank mandate.
8. If any of the registered bank accounts are closed/alterd, please intimate the AMC in writing of such change with an instruction to delete/alter it from our records.
9. The Bank Account chosen as the primary/default bank account will be used for all Redemption payouts/Dividend payouts. At anytime, investor can instruct the AMC to change the default bank account by choosing one of the additional accounts already registered with the AMC.
10. If request for redemption is received prior to/together with a change of bank account or before verification and validation of the new bank account, the redemption request would be processed to the currently registered default (old) bank account.
11. If in a folio, purchase investments are vide SB or NRO bank account, the bank account types for redemption can be SB or NRO only. If the purchase investments are made vide NRE account(s), the bank account types for redemption can be SB/NRO/NRE.
12. The registered bank accounts will also be used to identify the pay-in proceeds. Hence, unit holder(s) are advised to register their bank accounts in advance using this facility and ensure that payments for ongoing purchase transactions are from any of the registered bank accounts only, to avoid fraudulent transactions and potential rejections due to mismatch of pay-in bank details with the accounts registered in the folio.
13. HSBC Mutual Fund, the AMC and its registrar shall not be held liable for any loss arising to the Unitholder(s) on account of inadequate or incomplete documentation resulting in delay or rejection of the request.